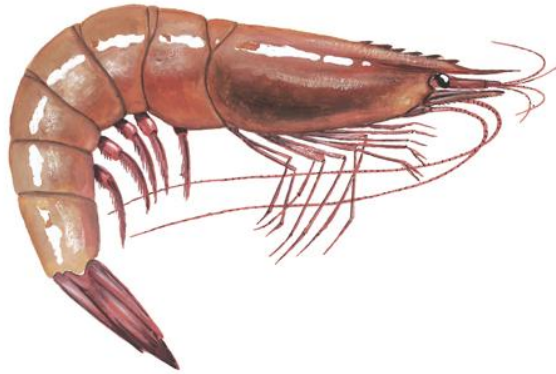




# Monterey Bay Aquarium Seafood Watch®

## Warmwater Shrimp: Brown shrimp, Pink Shrimp, Rock Shrimp, Royal Red Shrimp, Seabob Shrimp, White Shrimp

*Farfantepenaeus aztecus, Farfantepenaeus duorarum, Sicyonia brevirostris, Hymenopenaeus robustus, Xiphopenaeus kroyeri, Litopenaeus setiferus*



©Scandinavian Fishing Yearbook / [www.scandfish.com](http://www.scandfish.com)

## U.S. Gulf of Mexico and U.S. South Atlantic regions

Bottom trawl, Skimmer trawl

March 1, 2013

Maggie Ostdahl, Consulting Researcher

### Disclaimer

Seafood Watch® strives to ensure all our Seafood Reports and the recommendations contained therein are accurate and reflect the most up-to-date evidence available at time of publication. All our reports are peer-reviewed for accuracy and completeness by external scientists with expertise in ecology, fisheries science or aquaculture. Scientific review, however, does not constitute an endorsement of the Seafood Watch program or its recommendations on the part of the reviewing scientists. Seafood Watch is solely responsible for the conclusions reached in this report. We always welcome additional or updated data that can be used for the next revision. Seafood Watch and Seafood Reports are made possible through a grant from the David and Lucile Packard Foundation.

## Final Seafood Recommendation

This report covers wild-caught shrimp species caught by bottom trawl and skimmer trawl in the Gulf of Mexico and the South Atlantic regions of the United States. Due to the critical conservation concern about sea turtle bycatch where TEDs are not required or not enforced, Seafood Watch recommends that consumers avoid shrimp caught using skimmer trawls, and all shrimp caught in the Louisiana fishery. Because all other states in the Gulf of Mexico and South Atlantic region enforce federal TED requirements, Seafood Watch recommends that consumers purchase shrimp from US Gulf of Mexico or South Atlantic states, when those shrimp are caught using otter trawls.

A portion of the fisheries covered in this report are engaged in a Fishery Improvement Project (FIP).

Stock	Fishery	Impacts on the Stock	Impacts on other Species	Management	Habitat and Ecosystem	Overall
		Rank (Score)	Lowest scoring species Rank*, Subscore, Score	Rank Score	Rank Score	Recommendation Score
Atlantic brown / white / pink shrimp	US S Atlantic otter trawl	Green 4.47	Sea turtles Red, 1,0.75	Yellow 3.16	Yellow 2.6	<b>GOOD ALTERNATIVE</b> 2.29
Atlantic rock shrimp	US S Atlantic otter trawl	Green 3.87	Sea turtles Red, 1,0.75	Yellow 3.16	Yellow 2.6	<b>GOOD ALTERNATIVE</b> 2.21
Atlantic royal red shrimp	US S Atlantic otter trawl	Green 3.87	Sea turtles Red, 1,0.75	Yellow 3.16	Yellow 2.6	<b>GOOD ALTERNATIVE</b> 2.21
Gulf brown / white/ pink shrimp	US GOM otter trawl	Green 5	Sea turtles Red, 1,0.75	Yellow 3.16	Yellow 2.6	<b>GOOD ALTERNATIVE</b> 2.36
Gulf brown / white/ pink shrimp	US GOM skimmer trawl	Green 5	Sea turtles Red, 1,0.75	Red 2.24	Yellow 2.6	<b>AVOID</b> 2.16
Gulf brown / white/ pink shrimp	Louisiana otter trawl	Green 5	Sea turtles Critical, 0,0	Red 2	Yellow 2.6	<b>AVOID</b> 0
Gulf rock shrimp	US GOM otter trawl	Green 3.87	Sea turtles Red, 1,0.75	Yellow 3.16	Yellow 2.6	<b>GOOD ALTERNATIVE</b> 2.21

Gulf royal red shrimp	US GOM otter trawl	Green 3.87	Sea turtles Red, 1,0.75	Yellow 3.16	Yellow 2.6	<b>GOOD ALTERNATIVE 2.21</b>
Gulf seabob shrimp	US GOM otter trawl	Green 3.87	Sea turtles Red, 1,0.75	Yellow 3.16	Yellow 2.6	<b>GOOD ALTERNATIVE 2.21</b>
Gulf seabob shrimp	US GOM skimmer trawl	Green 3.87	Sea turtles Red, 1,0.75	Red 2.24	Yellow 2.6	<b>AVOID 2.03</b>
Gulf seabob shrimp	Louisiana otter trawl	Green 3.87	Sea turtles Critical, 0,0	Red 2	Yellow 2.6	<b>AVOID 0</b>

**Scoring note** – scores range from zero to five where zero indicates very poor performance and five indicates the fishing operations have no significant impact. \* Rank and color in the 'Impacts on other Species' column is defined based on the Subscore rather than the Score. See scoring rules for more information.

## Table of Contents

Final Seafood Recommendation .....	2
Executive Summary.....	5
Introduction .....	7
Analysis .....	12
<i>Criterion 1: Stock for which you want a recommendation</i> .....	12
<i>Criterion 2: Impacts on other retained and bycatch stocks</i> .....	17
<i>Criterion 3: Management effectiveness</i> .....	25
<i>Criterion 4: Impacts on the habitat and ecosystem</i> .....	32
Acknowledgements.....	36
Appendix A: Review Schedule.....	44
About Seafood Watch® .....	45
Guiding Principles .....	46

## **Executive Summary**

This Seafood Watch<sup>®</sup> report update covers wild-caught shrimp species in the Gulf of Mexico and the South Atlantic regions of the United States. Shrimp is overwhelmingly caught by bottom (modified otter) trawl, although other gears such as skimmer trawls are also used to catch shrimp. U.S. wild-caught shrimp species are: brown (*Farfantapenaeus aztecus*), Atlantic white (*Litopenaeus setiferus*), pink (*Farfantepenaeus duorarum*), royal red (*Hymenopenaeus robustus*), rock (*Sicyonia brevirostris*), and seabob (*Xiphopenaeus kroyeri*). Wild-caught warmwater shrimp from outside of the U.S., and farmed shrimp are covered in separate Seafood Watch<sup>®</sup> reports.

While royal red shrimp can live for several years, penaeid shrimps are generally short-lived (18-24 months), highly prolific species. They are broadcast spawners that mature early (usually within 6-12 months). Brown, pink and white shrimp populations are considered healthy in both the Gulf and South Atlantic regions. The stock status for royal red and rock shrimp is less certain, and seabob is unknown.

Bycatch is a significant concern in the southeastern US shrimp fisheries. At present, incidental take of sea turtles continues to be the primary source of bycatch concern throughout shrimp fisheries. Endangered or threatened sea turtles continue to be caught by many U.S. fishing gears; of all gears in the region, shrimp trawls are responsible for the most turtle mortalities. In the United States, the use of Turtle Excluder Devices (TEDs) has been instrumental in reducing sea turtle bycatch and allowing most sea turtle populations to begin to recover. Despite the reduction in sea turtle mortalities from the use of TEDs, the fishery is still estimated to be responsible for thousands of sea turtle mortalities each year, and all sea turtle populations in the region are still listed as endangered or threatened. While the populations of most species have shown increasing trends, the Northwest Atlantic loggerhead sea turtle population is not increasing. Recent analyses indicate that cumulative fisheries mortality may still be too high for the population to recover. Aside from sea turtles, other bycatch species of particular concern include Gulf and Atlantic sturgeon, smalltooth sawfish, Gulf and Atlantic blacknose shark, and red snapper.

The primary issues for management are shrimp fishery impacts to non-retained species, or bycatch. Over the long term, management agencies have generally addressed bycatch reduction in a progressive manner. However, despite these efforts, shrimp fishery bycatch greatly outweighs actual shrimp landings, and includes threatened and endangered sea turtles and other species of concern. The effectiveness of regulations to reduce bycatch (i.e. TED and BRD regulations) depends on compliance, which in turn depends on enforcement capacity and the ongoing efforts between fishery managers and fishermen to ensure compliance. Alone among the Gulf of Mexico and South Atlantic states, Louisiana does not enforce federal TED requirements. A Louisiana state law, passed in 1987, prohibits state officials from enforcing those requirements in state waters (where most of the Louisiana shrimp fishery takes place). While conscientious fishermen may voluntarily comply with regulations to protect sea turtles,

the failure of management to ensure enforcement of this essential conservation measure is a critical conservation concern.

Management of bycatch in skimmer trawls is currently considered a very high concern. Skimmer trawls also interact with sea turtles, but are not required to use TEDs. A recent proposed federal rule to require TEDs in skimmer trawls was withdrawn in February 2013. Currently, the only mitigation strategy to reduce sea turtle bycatch in skimmer trawls is through limits on tow time; however, scientific review has shown these limits are not sufficient to protect sea turtles, and compliance with the tow time regulation is poor.

U.S. shrimping takes place largely over sandy, silt, or mud bottom habitat. Otter trawls generate the vast majority of shrimp landings, especially in federal waters, and have the most bottom contact. Skimmer trawls are also commonly used in the Gulf. Overall, damage to habitat caused by the fishery is a moderate concern.

A portion of the fisheries covered in this report are engaged in a Fishery Improvement Project (FIP). Engagement in a FIP does not affect the Seafood Watch score as we base our assessments on the current situation. Monterey Bay Aquarium is a member organization of the Conservation Alliance for Seafood Solutions. The Alliance has outlined guidelines for credible Fishery Improvement Projects. As such, Seafood Watch will support procurement from fisheries engaged in a FIP provided it can be verified by a third party that the FIP meets the Alliance guidelines. It is not the responsibility of Monterey Bay Aquarium to verify the credibility or progress of a FIP, or promote the fisheries engaged in improvement projects.

## **Introduction**

### **Scope of the analysis and ensuing recommendation**

This Seafood Watch<sup>®</sup> report update covers wild-caught, warmwater shrimp species from the Gulf of Mexico or the South Atlantic regions of the United States. Shrimp is overwhelmingly caught by bottom (modified otter) trawl, although other gears such as skimmer trawls are fished for certain shrimp species in certain areas. U.S. wild-caught shrimp species are: brown (*Farfantopenaeus aztecus*), Atlantic white (*Litopenaeus setiferus*), pink (*Farfantopenaeus duorarum*), royal red (*Hymenopenaeus robustus*), rock (*Sicyonia brevirostris*), and seabob (*Xiphopenaeus kroyeri*). Wild-caught warmwater shrimp from outside of the U.S. are covered in separate reports.

### **Overview of the species and management bodies**

All U.S. Gulf Coast and South Atlantic states have warmwater shrimp fisheries, with brown, white, and pink shrimp composing most of the landed volume and value in both regions. Gulf shrimp fisheries, as well as those in the Carolinas and Georgia, are centered on brown and white shrimp (NMFS 2012a). Rock shrimp is incidental catch in most of the Gulf, but a significant portion of the catch on both coasts of Florida, as is pink shrimp. Royal red shrimp is the target of small deepwater trawl fisheries in the Gulf and South Atlantic (GMFMC 1997; Oceana 2007; SAFMC 2009). Seabob is caught incidentally in the Gulf of Mexico, particularly in Louisiana (NMFS 2012a). More extensive fisheries for seabob exist in Honduras, Nicaragua, Costa Rica, Colombia, Brazil, and Venezuela (FAO 2003).

Brown shrimp have reddish-brown shells with dark green and red tail-fan appendages, with grooves along the upper midline of the head and the upper midline of the lower region of the abdomen (SCDNR 2007). They grow to about 9 inches in length (NCDMF 2001), and favor muddy or peaty bottoms, often with clay, sand or broken shells (FAO 2003). They concentrate in depths around 30-50 meters, although they have been found as deep as 160 meters (FAO 2003). The white shrimp is a white to greenish-gray color and distinguished by its long antennae—typically longer than its body (FAO 2003; SCDNR 2001). It is also fairly large for a shrimp, sometimes growing to 10 inches in length (SCDNR 2001). White shrimp are most abundant in areas with extensive estuarine marshes, such as along the South Carolina coast; they reach their greatest abundance in the Mississippi River Delta of Louisiana (SCDNR 2001). Compared to brown and pink shrimps, the white shrimp is often found higher in the water column (Barnette 2003). The pink shrimp has a pink-to-lemon-yellow shell with a prominent spot on each side and a bluish tail-fan (SCDNR, 2001). Pink shrimp are most abundant at depths of 11-26 meters, in estuaries and shallow marine waters (SAFMC 2009a). Pink shrimp are relatively uncommon in the Gulf of Mexico, with their greatest densities in the Tortugas and Sanibel areas off Florida (GMFMC 2002).

Rock shrimp are a mid-shelf shrimp species, distinguished by their thick stony exoskeletons (SAFMC 2002). They are active at night, and favor shell or sandy bottom habitat (SAFMC 1993). Rock shrimp has been commercially exploited only since the 1960s (FAO 2003), when

technology that could split the hard shell and de-vein the shrimp was invented (Oceana 2007). A subsequent improvement to shrimp peeling technology in the 1980s further aided fishery expansion (Oceana 2007). U.S. landings grew exponentially from the early 1990s to the late 1990s (FAO 2003), and rock shrimp was added to the federal South Atlantic shrimp fishery management plan in 2002 (SAFMC 2002). Royal red shrimp is also a deepwater shrimp species which, unlike the other shrimp covered in this report, lives for several years (Oceana 2007). Royal red shrimp are found mostly between 256-547 meters on muddy or sandy seafloor (SAFMC 1993). Finally, seabob are relatively small shrimp at 7-14 centimeters, and are found mainly around depths less than 27 meters with mud or sand bottoms. Adults can tolerate fresher water than most penaeid shrimps, and are most plentiful in areas near river estuaries (FAO 2003).

The majority of U.S. commercial shrimp catch is taken by otter trawls – bottom otter trawls generate about 77% of total shrimp landings in the Gulf, and about 81% of total shrimp landings in the South Atlantic (Barnette 2001; Barnette 2012; Novak 2012; NMFS 2013 data). Shrimp trawls may be single-, double-, or quad-rigged. Smaller shrimp vessels and/or those fishing inshore tend to use a single trawl (80-100 feet net width), or a double-rig design with a 40-50 foot width trawl net suspended from an outrigger on both port and starboard sides of the vessel (SERO 2011). A “quad-rig” consists of twin trawls (40-50 feet each) on each outrigger (SERO 2011). The quad rig has become the primary shrimp trawl gear used by large vessels in federal waters, owing largely to its higher fuel efficiency and lower drag (SAFMC 2007; SERO 2011; NMFS 2012a). In addition to otter trawls, a variety of gears can be used in inshore shrimp fisheries, including but not limited to cast nets, haul seines, beam trawls, skimmer trawls and “butterfly” or wing nets (SERO 2011). Skimmer trawls are important gears in the Gulf of Mexico, particularly in Louisiana state waters – in 2008, over 2,000 vessels using these gears reported landings (NMFS 2012a). Shrimp landings by skimmer trawl averaged 22% of total Gulf shrimp landings from 2006 – 2011; and during this time period 98% of skimmer trawl shrimp catch was landed in Louisiana (NMFS 2013). Recent work to better quantify inshore shrimp effort in the Gulf indicated that there are around 3,700 shrimp vessels active in Gulf inshore waters, more than half from Louisiana (NMFS 2012a), but inshore fishing effort characterization from the South Atlantic is not available.

Shrimp fisheries are managed federally under Shrimp Fishery Management Plans by the Gulf of Mexico Fishery Management Council (GMFMC), and the South Atlantic Fishery Management Council (SAFMC). The GMFMC regulates shrimp fishing in federal waters off the coasts of Texas, Louisiana, Mississippi, Alabama, and the west (Gulf) coast of Florida. The SAFMC regulates shrimp fishing in federal waters off the coasts of North Carolina, South Carolina, Georgia, and the east (Atlantic) coast of Florida. Corresponding management regulations vary among the states in the region. Allowable gear configurations vary throughout the states – for instance, Texas does not allow the use of skimmer trawls, but all other Gulf states do (NMFS 2012b). Regulations to mitigate bycatch vary by state, with some states more pro-active than others. To minimize incidental takes of sea turtles, Florida requires TEDs on skimmer trawls (NMFS 2012a, 2012b). Federal TED regulations apply in all state waters as well (sea turtles are listed under the Endangered Species Act, which does not distinguish between federal and state

waters). However, Louisiana passed a state law which prohibits state enforcement agents from enforcing TED regulations (NMFS 2006; RSL 2012). In other words, if shrimpers off the coast of Louisiana use otter trawls that are not in compliance with TED rules, they would be in violation of the law, but would only be issued a citation if encountered by federal law enforcement agents. With regards to bycatch of finfish, BRDs are required in the state waters of Texas, Florida, Georgia, North Carolina and South Carolina, but not Louisiana, Mississippi and Alabama (LA Sea Grant, 2009).

Both bycatch and habitat effects have been exacerbated by historical overcapitalization of the fishery, but overall fishing effort has dropped considerably in recent years. However, a variety of factors – overcapitalization itself, hurricane damage to fishing infrastructure (especially in 2005 from Hurricanes Katrina and Rita), rising fuel costs, declining prices due to the influx of cheap imported farmed shrimp, and the 2010 Deepwater Horizon oil spill – have all combined to make shrimping a very difficult way to profit economically. As a result, effort has dropped precipitously in recent years (Andrews, 2008; Griffin et al., 2008); there is more detailed information about this decline throughout the Gulf (NMFS DEIS). As of April 2012, there were 1,465 limited-access-permitted shrimpers in the Gulf, a decline from over 2300 federal Gulf open access permits which expired in 2007 (NMFS 2012b). Approximately 1,225 of those federal permits are active (NMFS 2012 DEIS). Shrimping otter trawl effort in the South Atlantic declined by an estimated 38% from 2002 to 2009, and there are no data to suggest that effort will increase in either region (NMFS 2012b). Skimmer trawl fisheries have also declined in number of active vessels and amount of shrimp landed (NMFS 2012b). Ultimately, reductions in effort due to economic hardship may have saved the fishery from over-exploitation (Caillouet et al., 2008; Nance et al. 2008). Due to the lower effort in recent years, CPUE has improved, and reduced effort is also credited with increased size of shrimp in landings, because shrimp have more time to reach maturity before harvest (GMFMC 2009).

### **Production statistics**

The majority of shrimp consumed in the U.S. is imported: in 2010, 558,602 metric tons of shrimp were imported, whereas U.S. commercial landings of shrimp totaled 117,469 metric tons of shrimp – with the majority being warmwater shrimp from the Gulf and South Atlantic (NMFS 2011). In 2011, just under 574 thousand metric tons of shrimp were imported, which represents a 3% increase in shrimp imports from 2010 (NMFS 2011c). Most shrimp imported to the U.S. – the Fisheries and Agriculture Organization of the United Nations (FAO) indicates 80% of it – is farmed (Gillett 2008). Farmed shrimp are covered in a separate report.

In both the Gulf and the South Atlantic, shrimp fisheries are considered the region's largest and most valuable commercial fishery (GMFMC 2002; SAFMC 1999). As Table 1 summarizes, white and brown shrimp are still the major species in volume and value in both regions. Gulf shrimp fisheries accounted for almost 90% of southeastern shrimp landings a decade ago (SAFMC 1999); Gulf shrimp fisheries still dominate South Atlantic landings at present (NMFS 2013).

**Table 1. Shrimp landings (lbs) by region for 2011; and average landings (lbs) and value (\$) by region from 2000-2011. Data from NMFS (2013).**

	<b>2011 Landings (lbs)</b>	<b>Average Landings (lbs), 2000-2011</b>	<b>Average Landed Value (\$), 2000-2011</b>
<b>Gulf of Mexico</b>	<b>219,838,809</b>	235,504,708	396,281,353
White shrimp	90,235,175	100,854,549	180,610,028
Brown shrimp	117,802,384	118,174,343	188,118,785
Pink shrimp	8,146,976	11,198,709	23,125,042
Rock shrimp	2,989,318	1,486,783	2,013,150
Royal red shrimp	351,636	411,468	992,802
Seabob	313,320	3,378,857	1,421,545
<b>South Atlantic</b>	<b>21,615,853</b>	22,807,982	45,011,746
White shrimp	11,801,839	12,087,373	27,215,160
Brown shrimp	7,589,012	6,821,081	12,563,350
Pink shrimp	371,182	818,247	1,234,757
Rock shrimp	1,260,309	2,786,267	3,468,460
Royal red shrimp	593,511	295,014	530,020
<b>Total (both regions)</b>	<b>241,454,662</b>		

### **Importance to the US/North American market**

The United States is the largest market for shrimp globally (Johnson 2007) and more than 85% of shrimp consumed here is imported. Over the past decade, U.S. imports of shrimp have generally increased while landings have remained stable. Currently, shrimp is the nation's fifth most valuable domestic fishery species (including cold-water shrimp) and ninth largest fishery by volume, landing approximately \$414 million dollars and 259 million pounds (NMFS 2011). The leading importer of shrimp to the U.S. is Thailand, followed by Indonesia, Ecuador, India, Vietnam, China and Mexico (UrnerBarry 2012). Imported wild-caught shrimp is most likely to come from Ecuador, China or Mexico (NMFS 2011b).

### **Common and market names**

The various shrimp go by different common names. White shrimp are also called common, southern, grey, lake, green, green- or blue-tailed, rainbow or Daytona shrimp (SAFMC 2009a). Brown shrimp may go by brownie; "summer shrimp" in North Carolina; or red, redbtail, green lake, golden, or native shrimp (SAFMC 2009a). Pink shrimp are also referred to as hopper, skipper, or pink spotted, brown spotted, grooved, green, red, pink night, spotted, or pushed, shrimp (SAFMC 2009a). When used for sushi or sashimi, warmwater shrimp are commonly sold as ebi.

**Primary product forms**

Shrimp product forms include fresh, frozen, head-on, shell-on, peeled, cooked, or breaded (UrnerBarry 2012).

## Analysis

### Scoring guide

- All scores result in a zero to five final score for the criterion and the overall final rank. A zero score indicates poor performance, while a score of five indicates high performance.
- The full Seafood Watch Fisheries Criteria that the following scores relate to are available on our website at [www.seafoodwatch.org](http://www.seafoodwatch.org).

### Criterion 1: Stock for which you want a recommendation

#### Guiding principles

- The stock is healthy and abundant. Abundance, size, sex, age and genetic structure should be maintained at levels that do not impair the long-term productivity of the stock or fulfillment of its role in the ecosystem and food web.
- Fishing mortality does not threaten populations or impede the ecological role of any marine life. Fishing mortality should be appropriate given current abundance and inherent resilience to fishing while accounting for scientific uncertainty, management uncertainty, and non-fishery impacts such as habitat degradation.

Stock	Fishery	Inherent Vulnerability Rank	Stock Status Rank (Score)	Fishing Mortality Rank (Score)	Criterion 1 Rank Score
Atl brown / white / pink shrimp	US S Atl otter trawl	Low	Low Concern (4)	Very Low Concern (5)	Green 4.47
Atl rock shrimp	US S Atl otter trawl	Low	Moderate Concern (3)	Very Low Concern (5)	Green 3.87
Atl royal red shrimp	US S Atl otter trawl	Low	Moderate Concern (3)	Very Low Concern (5)	Green 3.87
Gulf brown / white / pink shrimp	Louisiana state waters	Low	Very Low Concern (5)	Very Low Concern (5)	Green 5

Gulf brown / white/ pink shrimp	US GOM otter trawl	Low	Very Low Concern (5)	Very Low Concern (5)	Green 5
Gulf brown / white/ pink shrimp	US GOM skimmer trawl; butterfly (wing)net; pusher-head trawl	Low	Very Low Concern (5)	Very Low Concern (5)	Green 5
Gulf rock shrimp	US GOM otter trawl	Low	Moderate Concern (3)	Very Low Concern (5)	Green 3.87
Gulf royal red shrimp	US GOM otter trawl	Low	Moderate Concern (3)	Very Low Concern (5)	Green 3.87
Gulf seabob shrimp	Louisiana state waters	Low	Moderate Concern (3)	Very Low Concern (5)	Green 3.87
Gulf seabob shrimp	US GOM otter trawl	Low	Moderate Concern (3)	Very Low Concern (5)	Green 3.87
Gulf seabob shrimp	US GOM skimmer trawl; butterfly (wing)net; pusher-head trawl	Low	Moderate Concern (3)	Very Low Concern (5)	Green 3.87

### Justification of Ranking

#### Factor 1.1 Inherent Vulnerability: Low vulnerability

##### Key relevant information:

Shrimp, as invertebrates, do not have FishBase vulnerability scores. Where SeaLifeBase has calculated shrimp vulnerability scores – also based on work by Cheung et. al. – they generally range from 10-13 out of 100. Brown, white and pink shrimp are short-lived species, completing their life cycle in 18-24 months (LDWF 2000; NCDMF 2001). They are fast-growing, reaching sexual maturity in perhaps 6 to 12 months; and are broadcast spawners that release 500,000 – 1 million eggs.). Royal red shrimp, a deepwater species, live for several years, and so several year-classes may occur on the fishing grounds at one time (GMFMC 2001).

Resilience Attribute	Penaid shrimp spp.	PSA Score
Average age at maturity	Generally <1 yr; royal red mature around 3 yrs	3
Average maximum age	Generally ≤2 yrs; royal red live for several years	3

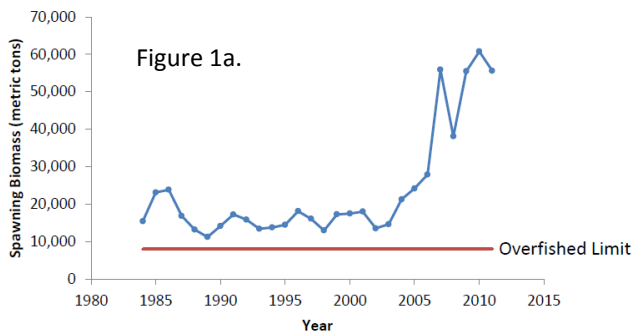
Reproductive strategy	Broadcast spawner	3
Density dependence	No depensatory or compensatory dynamics demonstrated	2

Although they can be susceptible to extreme cold weather events (SAFMC 2012b), overall the penaeid shrimp species discussed here are short-lived and very fecund. A quick analysis of their productivity attributes in the above table yields an average Productivity score of 3, making them inherently resilient to fishing. It is unclear to what extent other human activities (e.g. oil production, coastal development) impact penaeid shrimp populations. Environmental forces are more likely than fishing to affect shrimp populations (NMFS 2012; SAFMC 2012a).

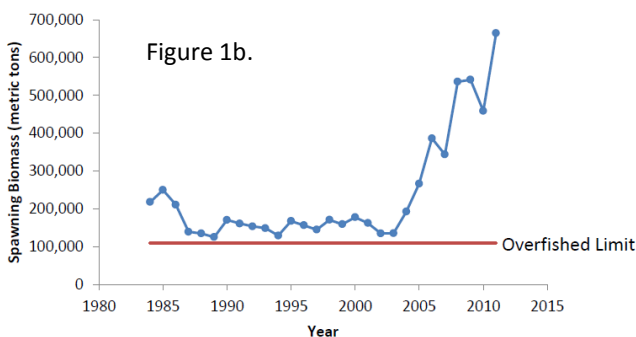
**Factor 1.2 Stock status**

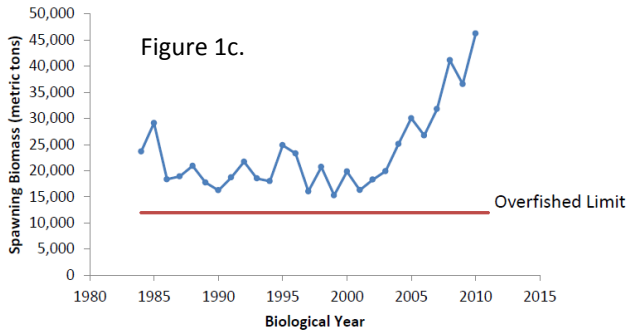
**Brown, White, and Pink shrimp, Gulf of Mexico: Very low concern**

In both the Gulf and along the southeastern Atlantic, brown, white and pink shrimp generally have B/Bmsy proxies greater than one (NMFS 2012c). Until recently, Gulf shrimp stocks were assessed with Virtual Population Analysis (VPA), but these models failed to adequately compensate for large decreases in fishing effort over the past five years. NMFS has concluded that the Stock Synthesis model is better for estimating shrimp populations. The most recent Gulf stock assessments show spawning biomass of brown, pink and white shrimp to be well above the index levels (see Figures 1a-c below). There is no indication that shrimp stocks in the Gulf are overfished, or that recruitment fishing has occurred throughout the assessment period (Hart and Nance 2012).



**Figure 1a-c. Biological year spawning biomass for brown (a), white (b), and pink (c) shrimp in the US Gulf. (Hart and Nance 2012).**





### **Brown, White and Pink shrimp, South Atlantic: Low concern**

Brown and white shrimp stocks in the South Atlantic are considered healthy, and the pink shrimp stock in this region has been declared rebuilt. Pink shrimp in the South Atlantic had fallen below the overfished threshold, although experts agreed that this was due to environmental factors rather than fishing (SAFMC 2012a). Penaeid shrimp in the South Atlantic are not currently assessed using Stock Synthesis models that are employed in the Gulf; but the SAFMC shrimp review panel has recommended applying these models and additional survey data to better characterize shrimp stock status in the South Atlantic; the latest amendment to the South Atlantic Shrimp Fishery management plan incorporates these actions (SAFMC 2012b).

### **Royal red shrimp, Gulf of Mexico and South Atlantic: Moderate concern**

Royal red shrimp stock status is less-studied than other species, likely owing to the fact that this species makes up a small percentage of overall catch. This species is also longer-lived than the other penaeid shrimp covered here, meaning that multiple year classes may be caught by the fishery. Royal red shrimp catch in the South Atlantic is minimal, and its stock status is unknown. In the Gulf, landings of royal red shrimp have never reached the overfishing limit of 392,000 pounds (Nance 2011). Royal red shrimp is not considered to be experiencing overfishing in the Gulf, but it is unknown whether the stock is overfished. For both the Gulf and South Atlantic regions, the status of royal red shrimp stocks is ultimately unknown.

### **Rock shrimp, Gulf of Mexico and South Atlantic: Moderate concern**

Rock shrimp is also less-studied, but catch is incidental in the Gulf, and in the South Atlantic the 'MSY' proxy of an overfishing limit has not been reached since being defined in Amendment 6 of the SAFMC Shrimp FMP. Rock shrimp in the Gulf is not assessed; and in the South Atlantic rock shrimp has been determined not to be experiencing overfishing, but it is unknown whether the stock is overfished. Ultimately, stock status in both regions is unknown.

### **Seabob, Gulf of Mexico: Moderate concern**

Seabob shrimp are not fished in the South Atlantic. Seabob stock status in the Gulf is unknown.

#### Detailed rationale (optional):

The Gulf of Mexico and South Atlantic Fishery Management Councils have established an overfished level for the penaeid species they manage, respectively (see Table 2 below). Gulf overfished definitions are based upon abundance of a "parent stock", or stock of breeding

adults, the year before fishing takes place; the Gulf council updated definitions in 2012 (GMFMC 2002; GMFMC 2012). In the South Atlantic, overfishing is defined as a fishing mortality rate that diminishes the stock below the Maximum Sustainable Yield (MSY) for two consecutive years (SAFMC Am 9 2012).

Shrimp species	Gulf Overfished Definition	Gulf B/Bmsy Proxy (FSSI)	South Atlantic "MSY" definition	South Atlantic B/Bmsy Proxy (FSSI)
Brown shrimp	below the threshold of 8,000 metric tons total annual spawning biomass	4.9	9.2 million pounds/year	10.8
White shrimp	below the threshold of 110,000 metric tons total annual spawning biomass	6.5	14.5 million pounds/year	5.1
Pink shrimp	below the threshold of 12,000 metric tons total annual spawning biomass	0.8	1.8 million pounds/year	1.1
Royal red shrimp	Landings greater than MSY, or 392,000 lbs	none	n/a	n/a
Rock shrimp	n/a	n/a	6,829,449 pounds/year	Not estimated

### Factor 1.3 Fishing mortality: Very low concern

#### Key relevant information:

The most recent FSSI (NMFS 2012c) indicates that there is no overfishing occurring for all managed shrimp species (brown, white, pink, or royal red shrimp in the Gulf; and brown, white, pink, or rock in the South Atlantic). Furthermore, effort levels have declined substantially in recent years and are not expected to increase any time soon. Although fishing mortality is largely unknown for rock and seabob shrimp caught incidentally in the Gulf, and for royal red shrimp in the South Atlantic, it is expected to remain low for these incidental species. Brown, white and pink shrimp in the Gulf are viewed as an "annual crop" and have sustained landings for more than four decades (Nance 2011); meanwhile average annual catches of brown and white shrimp – respectively, approximately 6 and 12 million pounds annually - are below the South Atlantic "MSY" definition as outlined in the table above. For royal red shrimp in the Gulf, and rock shrimp in the South Atlantic, catches have never reached the MSY proxies defined above. In addition, fishing effort has declined significantly in recent years. Therefore, although there is more uncertainty regarding stocks for pink, rock, royal red and seabob shrimp, mortality rates are deemed to be fairly low.

## **Criterion 2: Impacts on other retained and bycatch stocks**

### **Guiding principles**

- The fishery minimizes bycatch. Seafood Watch® defines bycatch as all fisheries-related mortality or injury other than the retained catch. Examples include discards, endangered or threatened species catch, pre-catch mortality and ghost fishing. All discards, including those released alive, are considered bycatch unless there is valid scientific evidence of high post-release survival and there is no documented evidence of negative impacts at the population level.
- Fishing mortality does not threaten populations or impede the ecological role of any marine life. Fishing mortality should be appropriate given each impacted species' abundance and productivity, accounting for scientific uncertainty, management uncertainty and non-fishery impacts such as habitat degradation.

### **Summary**

#### *US South Atlantic otter trawl:*

<b>Stock</b>	<b>Inherent Vulnerability</b>	<b>Stock Status</b>	<b>Fishing Mortality</b>	<b>Subscore</b>	<b>Score</b> (subscore*discard modifier)	<b>Rank</b> (based on subscore)
	Rank	Rank (Score)	Rank (Score)			
Sea turtles	High	Very High Concern (1)	High Concern (1)	1.00	0.75	Red
Smalltooth sawfish	High	Very High Concern (1)	Moderate Concern (2.33)	1.53	1.14	Red
Atl sturgeon	High	Very High Concern (1)	Very Low Concern (5)	2.24	1.68	Yellow
Atl blacknose shark	High	High Concern (2)	Very Low Concern (5)	3.16	2.37	Yellow
Atl royal red shrimp	Low	Moderate Concern (3)	Very Low Concern (5)	3.87	2.90	Green
Atl rock shrimp	Low	Moderate Concern (3)	Very Low Concern (5)	3.87	2.90	Green
Atl brown / white / pink shrimp	Low	Low Concern (4)	Very Low Concern (5)	4.47	3.35	Green

*US Gulf of Mexico otter trawl:*

<b>Stock</b>	<b>Inherent Vulnerability</b>	<b>Stock Status</b>	<b>Fishing Mortality</b>	<b>Subscore</b>	<b>Score</b> (subscore*discard modifier)	<b>Rank</b> (based on subscore)
	Rank	Rank (Score)	Rank (Score)			
Sea turtles	High	Very High Concern (1)	High Concern (1)	1.00	0.75	Red
Smalltooth sawfish	High	Very High Concern (1)	Moderate Concern (2.33)	1.53	1.14	Red
Gulf sturgeon	High	Very High Concern (1)	Very Low Concern (5)	2.24	1.68	Yellow
Gulf blacknose shark	High	Moderate Concern (3)	Moderate Concern (2.33)	2.64	1.98	Yellow
Juvenile red snapper	Medium	High Concern (2)	Low Concern (3.67)	2.71	2.03	Yellow
Gulf royal red shrimp	Low	Moderate Concern (3)	Very Low Concern (5)	3.87	2.90	Green
Gulf rock shrimp	Low	Moderate Concern (3)	Very Low Concern (5)	3.87	2.90	Green
Gulf seabob shrimp	Low	Moderate Concern (3)	Very Low Concern (5)	3.87	2.90	Green
Gulf brown / white/ pink shrimp	Low	Very Low Concern (5)	Very Low Concern (5)	5.00	3.75	Green

*US Gulf of Mexico skimmer trawl:*

<b>Stock</b>	<b>Inherent Vulnerability</b>	<b>Stock Status</b>	<b>Fishing Mortality</b>	<b>Subscore</b>	<b>Score</b> (subscore*discard modifier)	<b>Rank</b> (based on subscore)
	Rank	Rank (Score)	Rank (Score)			
Sea turtles	High	Very High Concern (1)	High Concern (1)	1.00	0.75	Red
Smalltooth sawfish	High	Very High Concern (1)	Moderate Concern (2.33)	1.53	1.14	Red
Gulf sturgeon	High	Very High Concern (1)	Very Low Concern (5)	2.24	1.68	Yellow
Gulf blacknose shark	High	Moderate Concern (3)	Moderate Concern (2.33)	2.64	1.98	Yellow

Gulf seabob shrimp	Low	Moderate Concern (3)	Very Low Concern (5)	3.87	2.90	Green
Gulf brown / white/ pink shrimp	Low	Very Low Concern (5)	Very Low Concern (5)	5.00	3.75	Green

*Louisiana state waters:*

Stock	Inherent Vulnerability	Stock Status	Fishing Mortality	Subscore	Score (subscore*discard modifier)	Rank (based on subscore)
	Rank	Rank (Score)	Rank (Score)			
Sea turtles	High	Very High Concern (1)	Critical (0)	0.00	0.00	Critical
Gulf sturgeon	High	Very High Concern (1)	Very Low Concern (5)	2.24	1.68	Yellow
Gulf blacknose shark	High	Moderate Concern (3)	Moderate Concern (2.33)	2.64	1.98	Yellow
Gulf seabob shrimp	Low	Moderate Concern (3)	Very Low Concern (5)	3.87	2.90	Green
Gulf brown / white/ pink shrimp	Low	Very Low Concern (5)	Very Low Concern (5)	5.00	3.75	Green

There are hundreds of species caught incidentally in shrimp nets, whether trawl or skimmer trawls. Generally, this bycatch is discarded. Species taken as bycatch include benthic macroinvertebrates (crabs, non-targeted shrimps, bivalves, sea stars, sea urchins, sea anemones, sponges, etc.) (GMFMC Amendment 10, 2002), groundfishes, swimming crabs, pelagic finfishes (NMFS 1998; NMFS 2011b) and small coastal sharks (NMFS 2003, NMFS 2012d). Bycatch in the federal Gulf of Mexico fishery is estimated to be triple the weight of shrimp landings – or about 600 million pounds of bycatch to about 200 million pounds of shrimp (NMFS 2011b). A comprehensive study by NMFS’ Southeastern U.S. Shrimp Trawl Bycatch Program (NMFS, 1998) found that, in the Gulf of Mexico, an average of 1.8 (individual) finfish are taken as bycatch for every (individual) shrimp commercially harvested by trawl (NMFS, 1998). These data pre-date the regulations requiring more effective BRD designs that reduce finfish bycatch, and therefore likely overestimate the amount of finfish bycatch, but can still serve as a useful source of data for the composition of bycatch. In the South Atlantic, the main finfish bycatch species included **Atlantic croaker, spot, king mackerel, Spanish mackerel, and weakfish**. In Gulf fisheries, they included **juvenile red snapper, Atlantic croaker, seatrout and weakfish, longspine porgy, king mackerel, and Spanish mackerel** (NMFS 1998; NMFS 2011b). In addition to these finfish species, a substantial number of **blue crabs** are taken in Gulf

of Mexico shrimp fisheries, particularly in Louisiana and Texas, where shrimping effort is high (Guillory 2001).

Generally, the finfish species mentioned above have abundant or healthy populations, and are species which are resilient to fishing pressure (NMFS 2012c). Gulf and South Atlantic shrimp fisheries also interact with small coastal sharks, namely Atlantic sharpnose, bonnethead, and blacknose sharks (NMFS 2012c). Bycatch of 'grouped sharks' is estimated about 5.7 million pounds in the federal Gulf of Mexico shrimp fishery (NMFS 2011b). The most recent stock assessment for blacknose sharks resulted in an 'overfished' definition for the Atlantic stock; thus a rebuilding plan is in development and will have ramifications for other fisheries that contribute to shark mortality.

The following section focuses on those species of potential conservation concern that may be significantly impacted by the shrimp trawl fishery.

## Justification of Ranking

### Factor 2.1 Inherent Vulnerability

#### Key relevant information:

**Sea turtles** are long-lived, slow-growing, late-maturing animals with **high vulnerability** to fishing pressure (NMFS 2012b). Five of the seven highly migratory sea turtle species - the loggerhead sea turtle (*Caretta caretta*), green sea turtle (*Chelonia mydas*), Kemp's ridley sea turtle (*Lepidochelys kempii*), hawksbill sea turtle (*Eretmochelys imbricate*), and leatherback sea turtle (*Dermochelys coriacea*) - are present throughout the Gulf and South Atlantic.

**Smalltooth sawfish** are tropical rays, with limited studies to suggest that they have a high intrinsic vulnerability score of 86, or a very **high vulnerability** to fishing pressure (NMFS 2012b; Last and Stevens 1994).

**Atlantic sturgeon** show clinal variation, with earlier maturation in the southern portions of their range. However, they are a long-lived species with egg production concentrated later in life, and they may not spawn every year. Atlantic sturgeon are considered to have a **high vulnerability** (85 out of 100) (Page and Burr 1991).

**Gulf sturgeon** are a subspecies of Atlantic sturgeon, and as such are also long-lived, late-maturing, **highly vulnerable** species. Estimates of numbers of individuals vary, but it appears Gulf sturgeon population abundances in the eastern part of their range are stable or slightly increasing, while population trends in the western range are less clear (NOAA 2012b).

**Blacknose shark** are a subtropical shark species found in the Western Atlantic, throughout the spatial extent of southeastern U.S. shrimp fisheries. They have a vulnerability score of 70, indicating **high vulnerability** to fishing pressure (Compagno 1984).

**Red snapper** have a vulnerability score of 55, indicating **medium vulnerability** to fishing pressure (Allen 1985).

## **Factor 2.2 Stock status**

### Key relevant information:

#### **Sea turtles: Very high concern**

All sea turtle species occurring in U.S. waters are listed by the Endangered Species Act (ESA) as either endangered or threatened species. Estimates of sea turtle populations vary depending on the species and data available. Endangered leatherback sea turtle abundance patterns in the Atlantic are less clear than their dramatic declines in the Pacific: estimates of total population size are difficult to make due to inconsistent nesting data, although Florida nesting data indicates annual nesting growth from 1989 – 2006 (NMFS 2012b). Hawksbill sea turtles appear globally to be declining, depleted, or remnants of larger populations, and there are no reliable estimates or trends for nonnesting turtles (NMFS 2012b). Of remaining extant sea turtle stocks, the Kemp's ridley sea turtle has the smallest range and has declined to the lowest population level relative to other sea turtles – although nesting data since the 1990s have indicated an increasing Kemp's ridley population (Finkbeiner et. al. 2011), with a 2011 NMFS model predicting the population to increase by 19% annually (NMFS 2012b). Further nesting data will be required to determine whether the predicted population trajectory proves true: nesting data from 2010 showed an unexpected and still-inexplicable drop, but 2009 and 2011 nesting data were on-track with the model (NMFS 2012b).

Green and loggerhead sea turtles are listed as threatened under the ESA. Various studies and reviews of the Northwest Atlantic Distinct Population Segment (DPS) of loggerhead sea turtles have not resulted in a reliable estimate of population size (NMFS 2012b). While long-term loggerhead nesting data indicates an overall decline (e.g. 43% in Florida between 1998 and 2006); in-water research suggests that the abundance of neritic juvenile loggerheads is steady or increasing (Witherington et. al. 2009; NMFS 2012b). Nesting populations of green sea turtles in the western Atlantic appear to show steady or positive abundance trends (NMFS 2012b).

#### **Smalltooth sawfish: Very high concern**

The U.S. Distinct Population Segment (DPS) of smalltooth sawfish is listed as endangered under the ESA. Data are very limited, but Sempendorfer (2000) used anecdotal data to estimate population levels to be 5% of historic abundance; currently the only known reproducing population is in south and southwest Florida.

#### **Atlantic sturgeon: Very high concern**

Atlantic sturgeon are grouped into DPS throughout their U.S. range, with most of these estimated to have less than 300 spawning adults. The Carolina DPS and South Atlantic DPS are listed as endangered under the ESA. The South Atlantic DPS may have more spawning adults, but is still estimated to be 6% of its historical population size.

**Blacknose shark, South Atlantic: High concern;****Blacknose shark, Gulf of Mexico: Moderate concern**

Blacknose shark in the South Atlantic have been determined to be overfished, with overfishing still occurring; while stock status in the Gulf remains unknown due to uncertainty surrounding the assessment model, which is in the process of being redone (SEFSC 2011).

**Red snapper: High concern**

Red snapper are currently considered overfished in both the Gulf and South Atlantic (NMFS 2012c).

**Factor 2.3 Fishing mortality****Sea turtles: High concern**

Shrimp fisheries in both regions are considered to have had the largest fishery-related negative impact on sea turtle populations in the southeastern U.S. for many years (NMFS 2012b). Recent research indicates that shrimp trawling accounts for 98% of annual overall U.S. fishing interactions with sea turtles, and upwards of 80% of sea turtle deaths (Finkbeiner et. al. 2011). Table 3 below indicates estimated incidental interactions and mortalities of key turtle species by shrimp otter trawls based on 2007 data – these are now thought to be *underestimates* given new information about sea turtle strandings and TED compliance, particularly in the Gulf of Mexico (NOAA 2012b). For instance, bycatch estimates updated from 2007 to 2009 effort data estimate over 61,000 annual loggerhead interactions with shrimp trawls occur throughout both regions (46% Gulf and 54% Southeast Atlantic), leading to 1450 loggerhead deaths (54% Gulf and 46% Southeast Atlantic) (Finkbeiner et. al. 2011). Since the shrimp fishery is a substantial contributor to sea turtle mortality, and all sea turtles stocks are of special concern, but there is effective management in place (required turtle excluder devices; see management section) to greatly reduce sea turtle bycatch, sea turtle bycatch mortality is a high concern.

Species	Estimated Interactions	Estimated Mortalities
Leatherback	520	15
Loggerhead	23,336	647
Kemp's ridley	98,184	2,716
Green	11,311	319

**Table 3. Estimated annual number of interactions between sea turtles and shrimp trawls in the Gulf of Mexico shrimp fisheries associated estimated mortalities based on 2007 Gulf effort data taken from Nance et al. (2008). Table from NMFS 2012b.**

**Smalltooth sawfish: Moderate concern**

There has never been much of a directed fishery for smalltooth sawfish; the primary reason for their significant decline in abundance is due to them becoming bycatch in other commercial and recreational fisheries (NMFS 2012b). Fishing mortality due to shrimp fishing is unknown. One of the reasons for a re-initiated Section 7 consultation and Biological Opinion under the Endangered Species Act was that 2005 shrimp fishery observer data indicated that the incidental take of smalltooth sawfish had been exceeded (NMFS 2012b).

**Atlantic sturgeon: Very low concern**

The decline in Atlantic sturgeon was brought about by intense directed fishing mortality; continued bycatch in other commercial fisheries is limiting their recovery. In the case of Gulf Sturgeon, all directed fishing ceased in 1990. Shrimp trawl mortality on Gulf sturgeon is likely extremely rare: the first observed incidental take was in 2009 and was released alive. Still, the incident indicated the possibility that endangered Gulf sturgeon may be encountered by shrimp trawls (NMFS 2012b). Since the shrimp fishery is not a substantial contributor to mortality, fishing mortality is considered a very low concern.

**Blacknose shark, South Atlantic: Very Low concern;****Blacknose shark, Gulf of Mexico: Moderate concern**

Estimates of numbers of individual blacknose shark bycatch in the shrimp fishery appear to have declined somewhat, and are lower in the South Atlantic than the Gulf of Mexico (NMFS 2012d). In the South Atlantic, an estimated 863 and 1,025 blacknose sharks were encountered in shrimp trawls in 2008 and 2009 respectively, roughly 3% of total catch (NMFS 2012d). In the Gulf of Mexico, an estimated 13,193 and 15,668 blacknose sharks were encountered in shrimp trawls, roughly 60% of total catch (NMFS 2012d).

**Red snapper: Gulf of Mexico otter trawl -- Low concern; Other fisheries – Not assessed**

Red snapper are not encountered as bycatch in South Atlantic shrimp trawls; their preferred habitat does not overlap. The 2005 stock assessment for Gulf red snapper indicated that directed (red snapper) fishery mortality was 5-6 million fish; shrimp fishery discards were 25-45 million fish (GMFMC 2007), but the shrimp fishery discards are primarily composed of juveniles, which have a high natural mortality rate. Similar comparisons are not available from the 2010 stock assessment. The next stock assessment update for red snapper in the Gulf is scheduled for 2013. For Gulf red snapper, overfishing is officially no longer occurring (NMFS 2012c), but there is some uncertainty about this determination.

Gulf Shrimp FMP Amendment 9 (1997) specifically required Gulf shrimp fishers to reduce bycatch fishing mortality  $F_B$  of juvenile red snappers by 44% by the year 2002, as compared to  $F_B$  values from the late 1980s (Gulf Synopsis, 2003; Stevens, 2003). For juvenile red snapper, NOAA (2004) found a reduction in the bycatch fishing mortality rate of only 11% due to BRDs, far lower than the 44% reduction required by the Gulf Shrimp FMP Amendment 9 (GMFMC, 1997), although according to personal communications with fisheries scientists, bycatch mortality was actually reduced by at least 50% between 1997-2002 (Stevens, 2003). More recently, Gulf Shrimp FMP Amendment 14 required a 74% reduction in the bycatch mortality rate of red snapper relative to the 2001-2003 baseline (GMFMC, 2007). An analysis projects that because red snapper bycatch mortality has been found to be directly proportional to shrimping effort in the 10-30 fathom depth zone, this reduction has been exceeded through reduced effort in the shrimp fishery alone (an 84% decline since 2001-2003 baseline in the 10-30 fathom depth zone) (LGL Ecological Research Associates, 2009). Red snapper mortality is likely to have declined even more than 84% taking into account the mandatory use of effective BRDs. Some models and analysis suggest that red snapper may currently be limited by juvenile

habitat availability or by predation by other bycatch species, which are currently increasing as shrimp trawling effort declines (Walters et al., 2008; Gallaway et al., 2009).

The shrimp fishery is one of the major contributors to mortality of juvenile red snapper, but mandated BRDs are in place to reduce snapper (and other finfish) bycatch (NMFS 2012c) and analysis indicates red snapper mortality has declined as required by management goals.

#### **Factor 2.4 Overall discard rate: >100%**

##### Key relevant information:

Trawl gear has great potential for unselective fishing, and shrimp trawl fisheries throughout the world have the unfortunate distinction of having the highest levels of bycatch. Globally, shrimp trawls discard over 1.8 million metric tons of bycatch annually; this amounts to 62% of the total catch (landings plus discards) (Kelleher 2005). With the highest discard rate of any fishery, warmwater shrimp trawl fisheries alone are responsible for more than 27% of total estimated discards from all fisheries worldwide (Kelleher 2005).

The first U.S. National Bycatch Report estimates a national bycatch ratio (ratio of bycatch to total catch, where total catch equals landings plus bycatch) of 0.17 for all fisheries studied (NMFS 2011b). Based on 2005 data, the Gulf of Mexico shrimp trawl fishery had the nation's highest fishery bycatch-to-catch ratio of 0.76, where the annual estimate of directed landings (shrimp) was 213.5 million pounds, and bycatch was 681 million pounds (NMFS 2011b) – indicating a bycatch:landings ratio of approximately 3.2. More recent fishery-wide data on bycatch and discards is difficult to obtain, likely owing to continued low observer coverage levels (see Management discussion below).

The above estimates from the National Bycatch report should be considered best estimates, but there has been a great deal of work in previous years to accurately quantify bycatch in fisheries, and indications that shrimp trawl bycatch has been reduced. NMFS data suggests a ratio of 10:1 existed in the 1970s, before measures were put in place to reduce growth overfishing of shrimp (Leard 1999). Using landings and discard data from before the fleetwide BRD requirement was implemented, and incorporating a bycatch reduction rate of 16.5%, Harrington et al. (2006) estimated that bycatch:shrimp landing ratios in the Gulf of Mexico and South Atlantic under the new regulations were 4.56 and 2.95, respectively. However, the less effective bycatch reduction devices have recently been decertified, and effective May 2009, BRD designs that reduce finfish bycatch by at least 30% are required (Southeast Fishery Bulletin 2008). Applying a 30% reduction in bycatch to the bycatch and landings data used in Harrington et al. (2006), we calculated a bycatch ratio of about 2.6 in the south Atlantic and 4.0 in the Gulf of Mexico.

## **Criterion 3: Management effectiveness**

### **Guiding principle**

- The fishery is managed to sustain the long-term productivity of all impacted species. Management should be appropriate for the inherent resilience of affected marine life and should incorporate data sufficient to assess the affected species and manage fishing mortality to ensure little risk of depletion. Measures should be implemented and enforced to ensure that fishery mortality does not threaten the long-term productivity or ecological role of any species in the future.

### **Summary**

<b>Fishery</b>	<b>Management: Harvest Strategy</b> Rank (Score)	<b>Management: Bycatch</b> Rank (Score)	<b>Criterion 3</b> Rank Score
US S Atl otter trawl	Very Low Concern (5)	High Concern (2)	Yellow 3.16
US GOM otter trawl	Very Low Concern (5)	High Concern (2)	Yellow 3.16
US GOM skimmer trawl; butterfly (wing)net; pusher-head trawl	Very Low Concern (5)	Very High Concern (1)	Red 2.24
Louisiana state waters	Low Concern (4)	Very High Concern (1)	Red 2

Management of shrimp stocks is generally effective, whereas there are concerns with management pertaining to bycatch, particularly for sea turtles. Louisiana is considered separately in this section and receives lower scores due to its law preventing federal officials from enforcing TED regulations.

### **Justification of Ranking**

#### **Factor 3.1 Management of fishing impacts on retained species: Low concern**

*\*Note: For retained species, GOM trawl and other nets will be treated together for factor 3.1*

## Justification

Fishery	Critical?	Mgmt strategy and implement.	Recovery of stocks of concern	Scientific research and monitoring	Scientific advice	Enforce.	Track record	Stakeholder inclusion
US S Atl otter trawl	No	Highly Effective	N/A	Highly Effective	Highly Effective	Highly Effective	Highly Effective	Highly Effective
US GOM otter trawl	No	Highly Effective	N/A	Highly Effective	Highly Effective	Highly Effective	Highly Effective	Highly Effective
US GOM skimmer trawl; butterfly (wing)net; pusher-head trawl	No	Highly Effective	N/A	Highly Effective	Highly Effective	Highly Effective	Highly Effective	Highly Effective
Louisiana state waters	No	Highly Effective	N/A	Highly Effective	Highly Effective	Highly Effective	Highly Effective	Moderately Effective

Key relevant information:

There has been active federal management of U.S. southeastern shrimp fisheries for just over 30 years in the Gulf of Mexico, and almost 20 years in the South Atlantic. Amendments to Shrimp FMPs have focused on juvenile shrimp habitat, gear conflicts, and MSY and other thresholds for shrimp populations. Research needs have been identified, although it is unclear when they will be acted upon.

Detailed rationale:**Management Strategy and Implementation: Highly effective**

The Gulf of Mexico Fishery Management Council has actively updated and amended its Shrimp FMP since its first iteration in 1981, to protect shrimp stocks from overfishing, reduce turtle mortality, reduce finfish bycatch, and protect essential fish habitat. The original Gulf Shrimp FMP established area and seasonal closures to protect juvenile pink and brown shrimp (GMFMC 1981). The focus of the first Gulf Shrimp FMP and several subsequent amendments was to stop growth overfishing, creating seasons and regulations to protect juvenile shrimps during their migrations from estuary to ocean and allow them to gain full size (GMFMC 2002).

The original South Atlantic Shrimp Fishery Management Plan set a basic form of MSY and outlined ways the SAFMC would reduce shrimping effort in years following winter freezes (which kill adult shrimp and result in low stocks the following year) (SAFMC 1993). In the ensuing years, South Atlantic shrimp management has evolved to include ecosystem and habitat measures, additional species (rock shrimp), and bycatch mitigation measures.

Shrimp fishing also occurs in state waters. While this report focuses on management in place at the federal level, most of the states with shrimp fisheries have closed seasons to protect spawning and/or juvenile shrimp, and also employ minimum mesh size requirements (NMFS 2012b). The strategy and implementation of the shrimp fishery's management of retained

species is considered highly effective because the respective FMPs in both regions set reasonable goals, and management has been generally effective at maintaining shrimp populations.

**Recovery of stocks of concern:** N/A in both regions

**Scientific Research and Monitoring:** Highly effective

NOAA's Southeast Fisheries Science Center labs in Galveston, TX and Miami, FL collect fishery-dependent and fishery-independent data to assess and monitor shrimp stocks, and shrimp fishery effects on other species. Fishery-independent data are available through the SEAMAP survey in the Gulf, as well as maintained by states' agencies. Shrimp stock assessments are conducted periodically in the South Atlantic, and annually in the Gulf. Research and monitoring of shrimp populations is considered highly effective.

**Scientific Advice:** Highly effective

Scientific advice for shrimp fisheries is considered highly effective – both Gulf and South Atlantic Fishery Management Councils coordinate with the NOAA Southeast Fishery Science Center and state agencies for fishery-dependent and some fishery independent data. The Gulf Shrimp FMP has been successively modified to refine shrimp overfishing indices and definitions (GMFMC 1991, 2005).

The South Atlantic Fishery Ecosystem Plan and Comprehensive Ecosystem FMP amendments detail ongoing research needs for species managed by the South Atlantic Fishery Management Council. For shrimp, research needs include better understanding of life history and ecological roles; improving stock health parameters; impacts of beach renourishment projects on shrimp; and impacts of water quality alteration on shrimp productivity, growth and survival (SAFMC 2009). Additionally, the recent Amendment 9 to the South Atlantic Shrimp FMP called for additional research on data types and availability for an updated shrimp assessment model (SAFMC 2012b).

**Enforcement:** Highly effective

Shrimp closures, such as the Tortugas Shrimp Sanctuary, are enforced by both federal and state law enforcement. Logbooks are voluntary.

**Track Record:** Highly effective

Shrimp catches have been effectively maintained relatively steadily over the long-term, although this trend is likely also due to shrimp life history as much as management.

**Stakeholder inclusion:** Highly effective

The U.S. federal fishery management process is public and transparent, and therefore considered effective with respect to stakeholder inclusion.

**Factor 3.2 Management of fishing impacts on bycatch species**  
**US GOM otter trawl (except Louisiana) – High concern**  
**US South Atlantic otter trawl – High concern**  
**Louisiana otter trawl – Very high concern**  
**Skimmer trawl – Very high concern**

<b>Fishery</b>	<b>All Species Retained?</b>	<b>Critical?</b>	<b>Mgmt strategy and implement.</b>	<b>Scientific research and monitoring</b>	<b>Scientific advice</b>	<b>Enforce.</b>
US S Atl otter trawl	No	No	Moderately Effective	Ineffective	Moderately Effective	Moderately Effective
US GOM otter trawl	No	No	Moderately Effective	Ineffective	Moderately Effective	Ineffective
US GOM skimmer trawl; butterfly (wing)net; pusher-head trawl	No	No	Ineffective	Ineffective	Ineffective	Ineffective
Louisiana state waters	No	No	Ineffective	Ineffective	Ineffective	Ineffective

Key relevant information:

The most severe conservation concerns associated with the South Atlantic and Gulf of Mexico shrimp trawl fishery are high bycatch, including threatened and endangered sea turtles, and damage to the seafloor habitat due to bottom trawling. To address bycatch concerns, management has implemented numerous regulations mandating TEDs in trawls, and fleetwide use of BRDs, but bycatch remains high and still regularly includes threatened and endangered sea turtles. Low observer coverage (consistently less than 2% in federal waters) throughout the fishery results in an unclear picture of the effectiveness of bycatch regulations, and uncertainty regarding the impacts on many bycatch species. In addition, the success of these regulations largely depends on compliance. There have been documented TED compliance issues (of various types of violations, and including net retailers) in recent years, primarily in the Gulf region (NMFS 2012a, NMFS 2012b.) For these reasons, shrimp trawl fishery management of bycatch species is still a high concern in both regions.

There is far less data on bycatch in Gulf of Mexico skimmer trawls. Combined with recent developments including increases in the number of stranded sea turtles, many showing signs of drowning; information surrounding alternative tow-time restrictions; and current regulations, management of bycatch in this shrimp fishery sector is considered a very high concern. Management of bycatch is also a very high concern in Louisiana, where state law prohibits state enforcement agents from enforcing the federal requirement for TEDs.

Detailed rationale:**Management Strategy and Implementation:****South Atlantic and Gulf (except Louisiana) otter trawl – Moderately effective****Louisiana otter trawl – Ineffective****Skimmer trawls – Ineffective**

A main focus of shrimp management in the U.S. is mitigating bycatch, with an emphasis on endangered and threatened sea turtles. The most recent ESA Section 7 consultation Biological Opinion traces the management history; by 1992 shrimp trawlers in both regions were generally required to use TEDs in both inshore and offshore waters (NMFS 2012b). In both regions, multiple Shrimp FMP amendments (Gulf amendments 9, 10, 13 and 14; and South Atlantic amendments 2, 4 and 6) focus on bycatch reduction and/or quantification and reporting. For the most part, state management efforts on shrimp bycatch duplicate or exceed federal management. Texas, Florida, Georgia, South Carolina and North Carolina require the use of TEDs and BRDs in otter trawls (NMFS 2012b). Despite continued management attention over many years, success of bycatch regulations in shrimp trawl fisheries is uncertain and debated (NMFS 2012a,b); therefore bycatch management in these sectors is considered moderately effective. Louisiana, on the other hand, has since 1987 prohibited their state wardens from enforcing TED regulations in state waters (RSL 2012). Therefore, management of bycatch in the Louisiana shrimp fishery is considered ineffective.

Skimmer, pusher-head, and butterfly (wing net) trawls have been exempted from TED requirements if they operate with alternative tow-time restrictions, which mean that trawl times cannot exceed 55 or 75 minutes during specific times of the year (NMFS 2012 DEIS). Such restrictions are difficult to enforce, and there is information to suggest that some fishermen are not even aware of them (NMFS 2012 DEIS). Skimmer trawls are used in Louisiana, Alabama, Mississippi, North Carolina and Florida, but Florida is the only state to require TEDs in skimmer trawls (NOAA 2012a). There is a paucity of data covering the effectiveness of alternative tow-time regulations, as well be discussed in further detail below. Overall, bycatch management in the skimmer trawl shrimp sector is deemed ineffective.

**Scientific Research and Monitoring:** Ineffective

Observer coverage is present for otter trawls in both regions, but has always been and remains low – recent coverage rates in federal waters are generally less than 2% (NMFS 2011b). Given the rarity and endangered or threatened status of the species the fishery is impacting, particularly sea turtles, far greater observer coverage is needed to ascertain the impact of the fishery and ensure the effectiveness of regulations. Observer coverage generally does not include skimmer trawls. While one 2006 study indicated no sea turtle interactions over approximately 500 hours of fishing in Louisiana (Scott-Denton et. al. 2006), more recent data from fishery observers recorded 24 sea turtle interactions on skimmer trawls fishing in Louisiana, Mississippi and Alabama from May – July of 2012 (Epperly and Stokes 2012). Due to the low observer coverage, lack of information regarding bycatch in skimmer trawls, and significant bycatch levels in shrimp fisheries, including protected species, scientific research and monitoring in all sectors is ineffective.

**Scientific Advice:****South Atlantic and Gulf (except Louisiana) otter trawl -- Moderately effective****Louisiana otter trawl – Ineffective****Skimmer trawls – Ineffective**

NOAA Fisheries reasonably coordinates information between its relevant divisions (namely Office of Protected Resources and Office of Sustainable Fisheries), and fishery independent data on the various bycatch species are incorporated. Yet despite new information about sea turtle interactions and documented compliance issues across sectors over the past few years, management has not effectively addressed these problems. Adherence to scientific advice on bycatch in otter trawl fisheries is considered moderately effective.

The use of tow time restrictions (55 minutes from April 1 through October 31, and 75 minutes from November 1 through March 31) as the primary management measure preventing sea turtle mortality in skimmer trawls is not supported by scientific advice. A recent analysis of turtle captures found that mortality rates of turtles in skimmer trawls were higher in winter than summer, and could approach about 20% within 75 minutes in the winter (Sasso and Epperly, 2006). Sasso and Epperly (2006) suggested that tow times no longer than 10 minutes would be needed to ensure that only negligible mortality occurred. Epperly et al. (2002) notes that “because skimmers are typically rigged to fish higher in the water column, the potential for turtle capture may be greater than a lower opening otter trawl.” In addition, there is known to be a lack of awareness of tow-time regulations for skimmer trawls by fishermen (NMFS 2012a).

A 2012 proposed rule with a preferred alternative to require TEDs in the skimmer trawl sector was withdrawn until additional research could be conducted (SERO 2012). However, existing research shows that Kemp’s ridley juvenile sea turtles are the most commonly encountered turtle species in recent observations of skimmer trawls (Epperly and Stokes 2012). Existing research also points to Kemp’s ridley sea turtles populations beginning to increase (Finkbeiner et. al. 2011; NMFS 2012b). While the population increase is a positive sign, juvenile turtle encounters are likely to increase as the population grows, until some mitigation that decreases the encounter or mortality rate is implemented. As part of the rulemaking process, other management alternatives considered included amending the alternative tow time restriction for larger boats, or seasonal closures of the fishery. These could have been analyzed further or implemented, but management action was deferred until additional research is done. Although more research and ongoing outreach to fishermen is useful and warranted, a lack of management change on the water is of concern since there is a clear problem of juvenile turtle catch. Thus, scientific advice regarding bycatch in the skimmer trawl sector is considered ineffective.

Scientific advice on turtle bycatch appears to be ignored in Louisiana based on their state law mandating that state enforcement cannot enforce federal TED regulations in state waters (RSL 2012), so the situation is therefore also considered ineffective.

**Enforcement:****South Atlantic – Moderately effective****Gulf of Mexico – Ineffective**

Research throughout the shrimp fishery indicates that properly installed and well-maintained TEDs should result in a 95 – 98% sea turtle exclusion rate (NMFS 2012a), but it does not appear that this level of reduction of bycatch has been achieved. Some studies have suggested that lack of enforcement and incomplete compliance with TED regulations contributed to lower than predicted reductions in turtle strandings after TED regulations were implemented (Crowder et al., 1995; Lewison et al., 2003; Moore et al., 2009; Witherington et al., 2009), and the degree of compliance with TED regulations could make the difference between recovery and continued decline for loggerhead turtles (Lewison et al., 2003). It is worthwhile to note that observers are not responsible for TED or BRD compliance checks; NMFS Office of Law Enforcement as well as the Coast Guard enforces regulations (Lightner 2012), and NMFS has a Gear Management Team (GMT), which works extensively with fishermen on awareness, training and installation of TEDs and BRDs (Barnette 2012). However, recent monitoring throughout the region indicates substantial compliance issues with TEDs in the Gulf region (NOAA 2012a). These issues were more likely to be improper installation (e.g. TED grid angles) rather than lack of a TED or a TED being sewn shut, but improper installation can be of significant concern. For instance, TED grid angles that are too steep can prevent juvenile turtles from escaping the net (NMFS 2012 DEIS).

Following the updated ESA Biological Opinion (NMFS 2012b), NOAA established a new TED performance standard fleetwide. Otter trawls are limited to an overall 12 percent sea turtle capture rate. A February 2012 Fishery bulletin (SERO 2013) reminded fishermen of the new management approach and performance standard. In addition, fishermen were reminded of the existing tow-time restrictions (following withdrawal of the proposed rule for skimmer trawls) (SERO 2013b).

Enforcement of sea turtle bycatch regulations in shrimp fisheries is currently considered moderately effective in the South Atlantic shrimp trawl fishery, and ineffective in the Gulf of Mexico.

## **Criterion 4: Impacts on the habitat and ecosystem**

### **Guiding principles**

- The fishery is conducted such that impacts on the seafloor are minimized and the ecological and functional roles of seafloor habitats are maintained.
- Fishing activities should not seriously reduce ecosystem services provided by any fished species or result in harmful changes such as trophic cascades, phase shifts or reduction of genetic diversity.

### **Summary**

<b>Fishery</b>	<b>Impact of gear on the substrate</b>	<b>Mitigation of gear impacts</b>	<b>EBFM</b>	<b>Criterion 4</b>
	Rank (Score)	Rank (Score)	Rank (Score)	Rank Score
US S Atl otter trawl	Moderate Concern (2)	Minimal mitigation (0.25)	Moderate Concern (3)	Yellow 2.6
US GOM otter trawl	Moderate Concern (2)	Minimal mitigation (0.25)	Moderate Concern (3)	Yellow 2.6
US GOM skimmer trawl	Moderate Concern (2)	Minimal mitigation (0.25)	Moderate Concern (3)	Yellow 2.6
Louisiana otter trawl	Moderate Concern (2)	Minimal mitigation (0.25)	Moderate Concern (3)	Yellow 2.6

### **Justification**

#### **Factor 4.1 Impact of the fishing gear on the substrate: Moderate concern**

##### Key relevant information:

Penaeid shrimp in the Gulf and South Atlantic are found and fished on silt, mud, shelly or sandy bottoms (SAFMC 2009a; NMFS 2012a). While a number of gear modifications have been used in other regions in an attempt to reduce the impact of bottom trawling, these have not yet been required in the Gulf shrimp fishery.

It should be noted that although the majority of trawling for rock shrimp in the South Atlantic is over sandy mud-bottom, it can occur in close proximity to deepwater *Oculina* coral. However, the South Atlantic Fishery Management Council has implemented several Coral Habitat Areas of Particular Concern (HAPCs) to protect deepwater coral (SAFMC 2009a), and is considering expansion of these areas. This combined with the fact that brown and white shrimp make up the majority of South Atlantic shrimp landings (NMFS 2013) means that shrimp trawling in the South Atlantic generally takes place over soft bottom habitat, which is of moderate concern.

Skimmer trawls do not have doors that plow through the substrate, but the tickler chains and weighted shoe strike the seafloor and re-suspend sediment (Barnette, 2001). Skimmer trawls tend to be lighter-weight and of smaller capacity than otter trawls and to be used closer to shore, in state waters 3.05 m deep or less (Barnette, 2001). Barnette (2001) notes that the tickler chains of skimmer trawls can snag and damage aquatic vegetation. However, one study based on underwater observations found that skimmer trawls do less damage than otter trawls (skimmer trawls do not dig up the bottom) (Coale et al., 1994, as cited in Barnette, 2001). Barnette (2001) recommends keeping skimmer trawls out of beds of aquatic vegetation, but suggests that skimmer trawls cannot be said to do more damage than otter trawls, and possibly do less. Kennedy, Jr. (1993; as cited in Barnette, 2001), however, proposed that the habitat loss caused by skimmer trawls and otter trawls are expected to be about the same. Seafood Watch considers both skimmer trawls and otter trawls used in soft bottom habitat to be a moderate concern.

Detailed rationale:

The otter trawl is the only federally-authorized gear in the South Atlantic; and continues to be the primary shrimp gear in Gulf fisheries (NMFS 2012b). Most shrimp trawlers now fish “quad-rigs”, or twin trawls on each outrigger from the vessel (NMFS 2012a). Each net is 40-50 feet wide, so that an area of 160-200 feet across is trawled.

Skimmer trawls, in which a rigid beam is fixed across the mouth of the net to hold the net open, are also used in the Gulf of Mexico shrimp fishery (Barnette 2001; GMFMC 2001). For a skimmer trawl, beam trawl nets are fixed on outriggers to skim over the seafloor on a metal shoe or skid (Barnette 2001). Skimmers do not have doors that plow through the substrate, but the tickler chains and weighted shoe strike the seafloor and resuspend sediment (Barnette 2001). Skimmer trawls tend to be lighter-weight and of smaller capacity than otter trawls and to be used closer to shore, in state waters 3.05 m deep or less (Barnette 2001).

**Factor 4.2 Modifying factor: Mitigation of fishing gear impacts: Minimal mitigation**

Key relevant information:

In recent years, U.S. shrimp fisheries have experienced declines in fishing effort, due to a variety of natural and human-influenced disasters and economic influences (e.g. hurricanes, oil spills, and increased fuel prices). Fishermen may modify gears to have a lighter footprint for improved fuel efficiency, which has the benefit of reducing habitat impact. However, no gear modifications are required or adopted by the entire fleet. Meanwhile, management has limited fishing through limited access permits, fishery closures, and gear restrictions. Although significant declines in fishing effort has reduced the intensity and frequency of trawling dramatically, management efforts to directly mitigate gear impacts are minimal.

Detailed rationale:

In the Gulf, license data indicate that over 900 vessels have exited the fishery over the past five years (NMFS 2012a) – likely due to the formerly open-access federal permit which ‘sunset’ in 2007, combined with general economic decline. Fishing effort in the Gulf during 2008-2009 was an estimated 61% less than in 2001; and overall effort reduction in the South Atlantic between 2002 and 2009 is estimated at 38% (NMFS 2012b).

The GMFMC implements seasonal and temporary shrimp fishery closures in the Gulf of Mexico. A two-month Texas closure is designed to increase brown shrimp catches by allowing the shrimp to grow to a larger size (Coleman et al., 2004). While other fishery closures are designed to minimize gear conflicts, they have the effect of limiting fishing. Because some closures can vary by year or season, overall percentage of habitat in shrimp closures is unknown.

**Factor 4.3 Ecosystem and Food Web Considerations: Moderate concern**Key relevant information:

As discussed above, regardless of the mitigating measures in place, shrimp fisheries still generate high levels of bycatch. That this bycatch has some effect on the trawled ecosystem, whether through removing juvenile fishes, decreasing populations of jellyfish and other pelagic organisms, and/or redistributing biomass from the bottom to the surface, is unquestioned (Watling 2004; EJM 2003; Hall et. al. 2000). The exact nature and extent of the impact remains unquantified, however---partly because no extensive untrawled areas currently exist in the Gulf/Southeast to serve as controls (Barnette 2003). Ongoing research and management actions are aimed at addressing bycatch in shrimp fisheries (NOAA 2012a).

In addition, both management councils have amended management of shrimp fisheries in response to issues related to other species’ or related ecosystem concerns. As there are no explicit information and policies in place related to food web and ecosystem functioning, but the fishery is not targeting species of exceptional importance to the ecosystem, ecosystem-based fishery management is a moderate concern.

## Overall Recommendation

Final Score = geometric mean of the four Scores (Criterion 1, Criterion 2, Criterion 3, Criterion 4).

The overall recommendation for the fishery is calculated as follows:

- **Best Choice** = Final score  $\geq 3.2$  **and** scores for Criteria 1, 3 and 4 are all  $\geq 2.2$  **and** Criterion 2 *subscore*  $\geq 2.2$
- **Some Concerns** = Final score  $\geq 2.2$  **and** Criterion 3  $\geq 2.2$  **and** (Final score  $\leq 3.2$  **or** scores for Criteria 1 & 4  $\leq 2.2$  **or** Criterion 2 *subscore*  $\leq 2.2$ )
- **Red** = Final score  $< 2.2$  **or** score for Criterion 3  $< 2.2$  **or** any one criterion has a critical score **or** two or more of the following are  $< 2.2$ : Criterion 1 score, Criterion 2 *subscore*, Criterion 4 score

Stock	Fishery	Impacts on the Stock Rank (Score)	Impacts on other Species Lowest scoring species Rank*, Subscore, Score	Management Rank Score	Habitat and Ecosystem Rank Score	Overall Recommendation Score
Atlantic brown / white / pink shrimp	US S Atlantic otter trawl	Green 4.47	Sea turtles Red, 1,0.75	Yellow 3.16	Yellow 2.6	<b>GOOD ALTERNATIVE</b> 2.29
Atlantic rock shrimp	US S Atlantic otter trawl	Green 3.87	Sea turtles Red, 1,0.75	Yellow 3.16	Yellow 2.6	<b>GOOD ALTERNATIVE</b> 2.21
Atlantic royal red shrimp	US S Atlantic otter trawl	Green 3.87	Sea turtles Red, 1,0.75	Yellow 3.16	Yellow 2.6	<b>GOOD ALTERNATIVE</b> 2.21
Gulf brown / white/ pink shrimp	US GOM otter trawl	Green 5	Sea turtles Red, 1,0.75	Yellow 3.16	Yellow 2.6	<b>GOOD ALTERNATIVE</b> 2.36
Gulf brown / white/ pink shrimp	US GOM skimmer trawl	Green 5	Sea turtles Red, 1,0.75	Red 2.24	Yellow 2.6	<b>AVOID</b> 2.16
Gulf brown / white/ pink shrimp	Louisiana otter trawl	Green 5	Sea turtles Critical, 0,0	Red 2	Yellow 2.6	<b>AVOID</b> 0

Gulf rock shrimp	US GOM otter trawl	Green 3.87	Sea turtles Red, 1,0.75	Yellow 3.16	Yellow 2.6	<b>GOOD ALTERNATIVE 2.21</b>
Gulf royal red shrimp	US GOM otter trawl	Green 3.87	Sea turtles Red, 1,0.75	Yellow 3.16	Yellow 2.6	<b>GOOD ALTERNATIVE 2.21</b>
Gulf seabob shrimp	US GOM otter trawl	Green 3.87	Sea turtles Red, 1,0.75	Yellow 3.16	Yellow 2.6	<b>GOOD ALTERNATIVE 2.21</b>
Gulf seabob shrimp	US GOM skimmer trawl	Green 3.87	Sea turtles Red, 1,0.75	Red 2.24	Yellow 2.6	<b>AVOID 2.03</b>
Gulf seabob shrimp	Louisiana otter trawl	Green 3.87	Sea turtles Critical, 0,0	Red 2	Yellow 2.6	<b>AVOID 0</b>

## Acknowledgements

*Scientific review does not constitute an endorsement of the Seafood Watch® program, or its seafood recommendations, on the part of the reviewing scientists. Seafood Watch® is solely responsible for the conclusions reached in this report.*

Seafood Watch® would like to thank Christopher Pincetich, Ph.D., Turtle Island Restoration Network and four anonymous reviewers for graciously reviewing this report for scientific accuracy.

## **References**

- Allen, G.R., 1985. FAO Species Catalogue. Vol. 6. Snappers of the world. An annotated and illustrated catalogue of lutjanid species known to date. FAO Fish. Synop. 125(6):208 p. Rome: FAO.
- Andrews, K.I. 2008. Estimation of Spanish mackerel and vermilion snapper bycatch in the shrimp trawl fishery in the South Atlantic (SA). SEDAR 17-DW12. NOAA Fisheries, Panama City, FL.
- AquaNIC, 1995. National Council for Agricultural Education (AquaNIC). Saltwater Shrimp Aquaculture Curriculum Guide, Species-Specific Module. NCAE, affiliated with Purdue University and Iowa State University, Alexandria, Virginia.
- Barnette, Michael C. , 2001. A review of the fishing gear utilized within the Southeast Region and their potential impact on essential fish habitat. NOAA Technical Memorandum NMFS-SEFSC-449. NMFS Southeast Regional Office, St. Petersburg, Florida.
- Barnette, Michael C. , 2001. A review of the fishing gear utilized within the Southeast Region and their potential impact on essential fish habitat. NOAA Technical Memorandum NMFS-SEFSC-449. NMFS Southeast Regional Office, St. Petersburg, Florida.
- Barnette, Michael C. 2003. NMFS Southeast. Personal communication with Alice Cascorbi, by phone, 12/23/2003.
- Barnette, Michael C. 2012. NMFS Southeast. Personal communication with Maggie Ostdahl, by phone, 5/2/2012.
- Caillouet, Jr., C.W., R.A. Hart, and J.M. Nance. 2008. Growth overfishing in the brown shrimp fishery of Texas, Louisiana, and adjoining Gulf of Mexico EEZ Fisheries Research 92: 289–302.
- Coale, J. S., R. A. Rulifson, J. D. Murray, and R. Hines. 1994. Comparisons of Shrimp Catch and Bycatch between a Skimmer Trawl and an Otter Trawl in the North Carolina Inshore Shrimp Fishery. North American Journal of Fisheries Management 14:751-768.
- Coleman, F.C., P.B. Baker, and C.C. Koenig. 2004. A review of Gulf of Mexico Marine Protected Areas: Successes, failures, and lessons learned. Fisheries Management Perspective 29(2): 10-21.
- Compagno, L.J.V., 1984. FAO Species Catalogue. Vol. 4. Sharks of the world. An annotated and illustrated catalogue of shark species known to date. Part 2 - Carcharhiniformes. FAO Fish. Synop. 125(4/2):251-655. Rome: FAO.
- EJF 2003. Squandering the Seas: How Shrimp Trawling is Threatening Ecological Integrity and Food Security Around the World. Report of the Environmental Justice Foundation, London.
- Epperly, Sheryan, Larisa Avens, Lance Garrison, Terry Henwood, Wayne Hoggard, John Mitchell, James Nance, John Poffenberger, Chris Sasso, Elizabeth Scott-Denton, and Cynthia Yeung. 2002. Analysis of sea turtle bycatch in the commercial shrimp fisheries of southeast U.S. waters and the Gulf of Mexico. National Marine Fisheries Service, Miami, FL. NOAA Technical Memorandum NMFS-SEFSC-490.

Epperly, S.P. and L.W. Stokes. 2012. Observed sea turtle takes in the skimmer trawl shrimp fishery. SEFSC Contribution PRBD-2012-05. NOAA, National Marine Fisheries Service, Southeast Fisheries Science Center, Miami FL. Available online at [http://sero.nmfs.noaa.gov/pr/ShrimpFishery\\_SeaTurtle.htm](http://sero.nmfs.noaa.gov/pr/ShrimpFishery_SeaTurtle.htm)

FAO 2003. FIGIS: Fisheries Global Information System, database of species and life-history information for fish and shellfish. United Nations Food and Agriculture Organization (FAO). Available online at <http://www.fao.org/fishery/figis/en>

Finkbeiner, E.M., B.P. Wallace, J.E. Moore, R.L. Lewison, L.B. Crowder, and A.J. Read. 2011. Cumulative estimates of sea turtle bycatch and mortality in USA fisheries between 1990 and 2007. *Biological Conservation* 144: 2719-2727.

Froese, R. and D. Pauly, Editors. 2012. FishBase. World Wide Web electronic publication. [www.fishbase.org](http://www.fishbase.org), version (08/2012).

FWRI 2010. Species accounts: Rock shrimp and Shrimp (Penaeids). Florida Fish and Wildlife Conservation Commission, Fish and Wildlife Research Institute, Tallahassee, FL. Available at: <http://myfwc.com/research/saltwater/status-trends/invertebrates/>

Gallaway, Benny J., S. T. Szedlmayer, and W. J. Gazey. 2009. A Life History Review for Red Snapper in the Gulf of Mexico with an Evaluation of the Importance of Offshore Petroleum Platforms and Other Artificial Reefs. *Reviews in Fisheries Science* 17(1): 48-67.

Gillett, R. 2008. Global Study of Shrimp Fisheries. FAO Technical Paper 475. Fisheries and Agriculture Organization of the United Nations, Rome.

Graham, Gary. 2009. Marine Fisheries Specialist, Texas Sea Grant College Program, West Columbia, TX. Personal communication with Robin Pelc, October 2009.

Griffin, E., K.L. Miller, S. Harris, and D. Allison. 2008. Trouble for Turtles: Trawl Fishing in the Atlantic Ocean and Gulf of Mexico. *Oceana*, Washington, D.C. 16 pages. Available at: [http://www.oceana.org/fileadmin/oceana/uploads/turtles/Trouble4Turtles\\_WebFinal.pdf](http://www.oceana.org/fileadmin/oceana/uploads/turtles/Trouble4Turtles_WebFinal.pdf)

GMFMC. 1997. Amendment 9 to the Fishery Management Plan for the Shrimp Fishery of the Gulf of Mexico, U.S. Waters. Gulf of Mexico Fisheries Management Council, Tampa, FL. Available at: [http://www.gulfcouncil.org/fishery\\_management\\_plans/shrimp\\_management.php](http://www.gulfcouncil.org/fishery_management_plans/shrimp_management.php)

GMFMC 2001. Amendment 11 to the Fishery Management Plan for the Shrimp Fishery of the Gulf of Mexico, U.S. Waters, with environmental assessment, regulatory impact review, and initial regulatory flexibility analysis. July 2002. Gulf of Mexico Fishery Management Council, Tampa, Florida.

GMFMC 2002. Amendment 10 to the Fishery Management Plan for the Shrimp Fishery of the Gulf of Mexico, U.S. Waters, with environmental assessment, regulatory impact review, initial regulatory flexibility analysis, and social impact statement. July 2002. Gulf of Mexico Fishery Management Council, Tampa, Florida.

GMFMC 2005. Amendment 13 to the Fishery Management Plan for the Shrimp Fishery of the Gulf of Mexico, U.S. Waters. Gulf of Mexico Fisheries Management Council, Tampa, FL.

GMFMC 2007. Amendment 27 to the Reef Fish Fishery Management Plan and Amendment 14 to the Shrimp Fishery Management Plan. Gulf of Mexico Fishery Management Council, Tampa, FL.

GMFMC. 2009. Shrimp Management Committee Meeting. October 19, 2009, Corpus Christi, TX.

Guillory, V. 2001. A Review of Incidental Fishing Mortalities of Blue Crabs. Proceedings of the Blue Crab Mortality Symposium 28-41. Gulf States Marine Fisheries Commission Publication Number 90. July.

Gulf Synopsis, 2003. Summaries of the provisions of Council FMPs and Amendments with dates of development, approval, and publication of final rule, compiled through 2002. Gulf of Mexico Fishery Management Council, Tampa, Florida.

Hall, Martin, Dayton Alverson, and Kaija Metuzals, 2000. By-catch: problems and solutions. Marine Pollution Bulletin v.41 # 1-6.

Harrington J.M., R.A. Myers, and A. A. Rosenberg. 2006. Wasted fishery resources: discarded by-catch in the USA. *Fish and Fisheries* 6: 350 – 361.

Hart, R.A. and J.M. Nance. 2012. Review of the Status and Health of the Gulf of Mexico Shrimp Stocks for 2011. NOAA Fisheries, Southeast Fisheries Science Center, Galveston Laboratory, Galveston, TX.

Johnson, H. 2002. 2002 Annual Report of the United States Seafood Industry. H. M. Johnson & Associates, Jacksonville, OR. 103 pp.

Johnson, H. 2007. 2006/2007 annual report on the United States seafood industry, fourth edition. H.M.Johnson & Associates.

Jones, Bob. 2003. Personal communication with Alice Cascorbi, by email, 12/15/03.

Kelleher, K. 2005. Discards in the world's marine fisheries - an update. FAO Fisheries Technical Paper No. 470. FAO, Rome.

Last, P.R. and J.D. Stevens, 1994. *Sharks and rays of Australia*. CSIRO, Australia. 513 p.

Leard, Richard. 1999. Bycatch reduction on the Gulf of Mexico: past, present and future. In Final Report of the Industry Workshop on Bycatch Reduction in the Shrimp Fishery, Tampa, FL October 13-14, 1999. Published by the Gulf and South Atlantic Fisheries Foundation, Inc.

Lightner, J. 2012. Personal communication with Maggie Ostdahl, by phone, 6/26/2012.

LDWF 2000. Early Life Cycle of the White Shrimp: A Review of the Literature. Louisiana Department of Wildlife and Fisheries, Baton Rouge, LA.

LDWF 2009. Economics. Louisiana Department of Wildlife and Fisheries Socioeconomic Research and Development (SRD) Section. Baton Rouge, LA. Accessed October 22, 2009. Available at:

<http://www.wlf.louisiana.gov/education/economics/>

LA Sea Grant 2009. Management Information: BRDs. Accessed October 26, 2009. Available at:

[http://www.seagrantsfish.lsu.edu/management/TEDs&BRDs/brds\\_faq.htm](http://www.seagrantsfish.lsu.edu/management/TEDs&BRDs/brds_faq.htm)

LGL Ecological Research Associates. 2009. Estimation of shrimp fishing effort in the Gulf of Mexico – 2008. Final annual effort report for January-December 2008. Updated September 22, 2009. LGL Ecological Research Associates, Inc. Bryan, TX.

Nance, J., W. Keithly, Jr., C. Caillouet, Jr., J. Cole, W. Gaidry, B. Gallaway, W. Griffin, R. Hart, and M. Travis. 2008. Estimation of effort, maximum sustainable yield, and maximum economic yield in the shrimp fishery of the Gulf of Mexico. NOAA Technical Memorandum NMFS-SEFSC-570.

Nance, J.M. 2011. Stock Assessment Report; and Review of the Status and Health of the Shrimp Stocks for 2010. Gulf of Mexico Fishery Management Council, October 2011 meeting documents.

NCDMF 2001. North Carolina Division of Marine Fisheries. DMF Index: Brown, Pink and White Shrimp. [www.ncdmf.net/kids/3shrimp.htm](http://www.ncdmf.net/kids/3shrimp.htm).

NMFS. 1998. Southeastern United States Shrimp Trawl Bycatch Program. Report to Congress. October 1998. 68 pp. plus appendices.

NMFS 2003. SAFE Report for Atlantic Highly Migratory Species. Section 8 (Bycatch). National Marine Fisheries Service, Silver Springs, MD.

NOAA. 2004. Status of bycatch reduction device (BRD) performance and research in north-central and western Gulf of Mexico. Pascagoula, MS (April, 2004).

NMFS 2006. Sea Turtle Strategy: State Trawl Gear Reports. National Marine Fisheries Service, Silver Spring, MD. Available at: <http://www.nmfs.noaa.gov/pr/species/turtles/strategy.htm>

NMFS 2009. Fisheries of the United States, 2008. National Marine Fisheries Service, Office of Science and Technology, Silver Spring, MD.

NMFS 2011. Fisheries of the United States, 2010. National Marine Fisheries Service, Office of Science and Technology, Silver Spring, MD. Available at: <http://www.st.nmfs.noaa.gov/st1/fus/fus10/index.html>

NMFS 2011b. U.S. National Bycatch Report [W. A. Karp, L. L. Desfosse, S. G. Brooke, Editors ]. U.S. Dep. Commer., NOAA Tech. Memo. NMFS-F/SPO-117C, 508 p. Available at:

[http://www.nmfs.noaa.gov/by\\_catch/bycatch\\_nationalreport.htm](http://www.nmfs.noaa.gov/by_catch/bycatch_nationalreport.htm)

NMFS 2011c. Imports and Exports of Fisheries Products Annual Summary, 2011. Current Fisheries Statistics No. 2011-2. Available at: <http://www.st.nmfs.noaa.gov/st1/trade/index.html>

NMFS 2012a. Draft Environmental Impact Statement to reduce incidental bycatch and mortality of sea turtles in the Southeastern U.S. Shrimp fisheries. Available at:

[http://sero.nmfs.noaa.gov/pr/ShrimpFishery\\_SeaTurtle.htm](http://sero.nmfs.noaa.gov/pr/ShrimpFishery_SeaTurtle.htm)

NMFS 2012b. Reinitiation of Endangered Species Act (ESA) Section 7 Consultation on the Continued Implementation of the Sea Turtle Conservation Regulations, as Proposed to Be Amended, and the Continued Authorization of the Southeast U.S. Shrimp Fisheries in Federal Waters under the Magnuson-Stevens Act. Available at: [http://sero.nmfs.noaa.gov/pr/ShrimpFishery\\_SeaTurtle.htm](http://sero.nmfs.noaa.gov/pr/ShrimpFishery_SeaTurtle.htm)

NMFS 2012c. Status of U.S. Fisheries; Fish Stock Sustainability Index (FSSI) for 2012, First Quarter. NOAA Fisheries Office of Sustainable Fisheries. Available at:

<http://www.nmfs.noaa.gov/sfa/statusoffisheries/SOSmain.htm>

NMFS 2012d. DRAFT Amendment 5 to the Consolidated Atlantic Highly Migratory Species Fishery Management Plan. Highly Migratory Species Management Division, Office of Sustainable Fisheries, National Marine Fisheries Service. Silver Spring, Maryland. Available at:

<http://www.nmfs.noaa.gov/sfa/hms/FMP/AM5.htm>

NMFS 2013. Annual Commercial Landings by Gear Type. NOAA National Marine Fisheries Service Office of Science and Technology. Accessed January 22, 2012. Available online at

<http://www.st.nmfs.noaa.gov/commercial-fisheries/commercial-landings/landings-by-gear/index>

NOAA 2011. U.S. domestic seafood landings and values increase in 2010. National Oceanic and Atmospheric Administration, September 7, 2011. Available at:

[http://www.noaanews.noaa.gov/stories2011/20110907\\_usfisheriesreport.html](http://www.noaanews.noaa.gov/stories2011/20110907_usfisheriesreport.html)

Novak, K. Personal communication with Maggie Ostdahl, by phone, 6/14/2012.

Oceana 2007. Deep-sea trawl fisheries of the Southeast U.S. and Gulf of Mexico – Rock shrimp, Royal red shrimp, Calico scallops.

Page, L.M. and B.M. Burr, 1991. A field guide to freshwater fishes of North America north of Mexico. Houghton Mifflin Company, Boston. 432 p.

RSL 2012. RS 56:57.2 Turtle excluder devices; findings; enforcement of federal requirements; rules and regulations. Revised Statutes of Louisiana. Accessed 6/25/2012. Available at:

<http://www.legis.state.la.us/lss/lss.asp?doc=105394>

SAFMC 1993. Fishery Management Plan for the Shrimp Fishery of the South Atlantic Region. South Atlantic Fishery Management Council, Charleston, South Carolina. Available at:

<http://www.safmc.net/Library/Shrimp/tabid/413/Default.aspx>

SAFMC 1999. Stock Assessment and Fishery Evaluation Report for the Shrimp Fishery of the South Atlantic Region. South Atlantic Fishery Management Council, Charleston, South Carolina.

SAFMC Amendment 5, 2002. Final Amendment 5 to the Fishery Management Plan of the South Atlantic Region (Rock Shrimp), including a final supplemental EIS, initial regulatory flexibility analysis, regulatory

impact review, and social impact assessment/fishery impact statement. January 2002. South Atlantic Fishery Management Council, Charleston, South Carolina.

SAFMC 2008. Amendment 7 to the Fishery Management Plan for the Shrimp Fishery of the South Atlantic Region. South Atlantic Fisheries Management Council, North Charleston, SC. Available at: <http://www.safmc.net/Library/Shrimp/tabid/413/Default.aspx>

SAFMC 2008b. Shrimp Review Panel Report, May 2008. South Atlantic Fishery Management Council.

SAFMC 2009. Comprehensive Ecosystem-Based Amendment 1 for the South Atlantic Region. [Amendment 8 for the Shrimp Fishery] South Atlantic Fisheries Management Council, North Charleston, SC. Available at: <http://www.safmc.net/Library/Shrimp/tabid/413/Default.aspx>

SAFMC 2009a. Fishery Ecosystem Plan of the South Atlantic Region, Volumes 1 – VI. South Atlantic Fisheries Management Council, North Charleston, SC. Available at: <http://www.safmc.net/ecosystem/Home/EcosystemHome/tabid/435/Default.aspx>

SAFMC 2012a. Shrimp Review Panel Report, South Atlantic Fishery Management Council May 2012. Charleston, South Carolina.

SAFMC 2012b. Amendment 9 to the Shrimp Fishery Management Plan of the South Atlantic Region. Draft Environmental Impact Statement. South Atlantic Fishery Management Council. Charleston, South Carolina.

Sasso, C.R. and S. P. Epperly. 2006. Seasonal sea turtle mortality risk from forced submergence in bottom trawls. *Fisheries Research* 81: 86-88.

Stevens, Melissa. 2003. Red snapper research analyst, Seafood Watch program. Personal communication with Alice Cascorbi, 12/15/03.

SC DNR, 2001. White Shrimp—Description, Habitat and Biology. South Carolina Department of Natural Resources ACE Basin Species Gallery Fact Sheets, available online at [www.csc.noaa.gov/acebasin/specgal/whshrimp.htm](http://www.csc.noaa.gov/acebasin/specgal/whshrimp.htm)

SCDNR 2007. Shrimp in South Carolina. Sea Science: an information/education series from the Marine Resources Division. South Carolina Department of Natural Resources, Columbia, SC. Available online at <http://www.dnr.sc.gov/marine/pub/seascience/shrimp.html>

Southeast Fishery Bulletin 2008. Changes to Regulations for Bycatch Reduction Devices for the Gulf of Mexico Shrimp Fishery. National Marine Fisheries Service, St. Petersburg, FL. Accessed October 26, 2009. Available at: [http://sero.nmfs.noaa.gov/bulletins/pdfs/2008/FB08-063%20BRD\\_finalrule\\_pic.pdf](http://sero.nmfs.noaa.gov/bulletins/pdfs/2008/FB08-063%20BRD_finalrule_pic.pdf)

SEFSC 2011. HMS Sandbar, Dusky, and Blacknose Sharks – complete stock assessments. SEDAR 21. Available at: [http://www.sefsc.noaa.gov/sedar/Sedar\\_Workshops.jsp?WorkshopNum=21](http://www.sefsc.noaa.gov/sedar/Sedar_Workshops.jsp?WorkshopNum=21)

SERO 2011. Scoping Document for Preparation of a Draft Environmental Impact Statement to Reduce Incidental Bycatch and Mortality of Sea Turtles in the Southeastern U.S. Shrimp Fishery. NOAA National Marine Fisheries Service, Southeast Regional Office, St. Petersburg, FL.

SERO 2012. NOAA Fisheries Decision to Withdraw a Proposed Rule Requiring Turtle Excluder Devices in Skimmer Trawls, Pusher-head trawls, and Wing Nets (Butterfly trawls) at this time. Southeast Fishery Bulletin, November 27 2012. NOAA National Marine Fisheries Service, Southeast Regional Office, St. Petersburg, FL.

SERO 2013. Fishermen are reminded of the importance of complying with all TED regulations under new fleet-wide TED performance standard for shrimp otter trawls. Southeast Fishery Bulletin, February 20 2013. NOAA National Marine Fisheries Service, Southeast Regional Office, St. Petersburg, FL.

SERO 2013b. NOAA Fisheries reminds shrimp fishermen of tow-time restrictions on Skimmer, Pusher-head, and Wing-net trawls in lieu of TEDs. Southeast Fishery Bulletin, February 20, 2013. NOAA National Marine Fisheries Service, Southeast Regional Office, St. Petersburg, FL.

Steiner, Todd. 1996. Sea turtles, shrimp fisheries and the turtle-excluder device. *In* United Nations Shrimp Tribunal.

Urner Barry 2012. Monthly Insider's Shrimp Report March 2012 (Report data January 2012). Urner Barry Publications, Inc. Toms River, NJ.

Versaggi, S. 2003. Versaggi Shrimp company. Personal communication with Alice Cascorbi, by email, 12/18/03.

Walters, C., S.J.D. Martrell, V. Christensen, and B. Mahmoudi. 2008. An Ecosim model for exploring Gulf of Mexico ecosystem management options: implications of including multistanza life-history models for policy predictions. *Bulletin of Marine Science* 83(1): 251-271.

Watling, L. 2004. University of Maine. Comments received in the review of the original report.

Witherington, B., Kubilis, P., Brost, B., Meylan, A., 2009. Decreasing annual nest counts in a globally important loggerhead sea turtle population. *Ecological Applications* 19: 30–54.

## **Appendix A: Review Schedule**

As detailed in Criterion 3 of this report update, compliance issues exist with existing TED regulations throughout the shrimp fleet, and there is significant concern with how sea turtle bycatch is mitigated throughout the skimmer trawl portion of the shrimp fisheries. Because of these issues, NMFS has in recent years directed additional time and resources towards enforcement and outreach activities throughout the shrimp fishery.

In addition, there is now a new fleet-wide TED performance standard capping the sea turtle capture rate in otter trawls at 12 percent. NOAA Fisheries is now required to evaluate every 6 months whether the otter trawl fleet meets the standard (SERO 2013). If the standard is exceeded, required actions include identification of discrete areas of non-compliance, targeted outreach and law enforcement, and monitoring sea turtle capture rates monthly. If *these* actions are not sufficient to bring the fleet-wide capture rate back within the performance standard, then NOAA will consider closing areas to shrimp fishing.

Future developments surrounding management of bycatch in the shrimp fisheries, particularly of sea turtles, will be important for later updates to this fishery evaluation.

## **About Seafood Watch®**

Monterey Bay Aquarium's Seafood Watch® program evaluates the ecological sustainability of wild-caught and farmed seafood commonly found in the United States marketplace. Seafood Watch® defines sustainable seafood as originating from sources, whether wild-caught or farmed, which can maintain or increase production in the long-term without jeopardizing the structure or function of affected ecosystems. Seafood Watch® makes its science-based recommendations available to the public in the form of regional pocket guides that can be downloaded from [www.seafoodwatch.org](http://www.seafoodwatch.org). The program's goals are to raise awareness of important ocean conservation issues and empower seafood consumers and businesses to make choices for healthy oceans.

Each sustainability recommendation on the regional pocket guides is supported by a Seafood Report. Each report synthesizes and analyzes the most current ecological, fisheries and ecosystem science on a species, then evaluates this information against the program's conservation ethic to arrive at a recommendation of "Best Choices", "Good Alternatives" or "Avoid". The detailed evaluation methodology is available upon request. In producing the Seafood Reports, Seafood Watch® seeks out research published in academic, peer-reviewed journals whenever possible. Other sources of information include government technical publications, fishery management plans and supporting documents, and other scientific reviews of ecological sustainability. Seafood Watch® Research Analysts also communicate regularly with ecologists, fisheries and aquaculture scientists, and members of industry and conservation organizations when evaluating fisheries and aquaculture practices. Capture fisheries and aquaculture practices are highly dynamic; as the scientific information on each species changes, Seafood Watch®'s sustainability recommendations and the underlying Seafood Reports will be updated to reflect these changes.

Parties interested in capture fisheries, aquaculture practices and the sustainability of ocean ecosystems are welcome to use Seafood Reports in any way they find useful. For more information about Seafood Watch® and Seafood Reports, please contact the Seafood Watch® program at Monterey Bay Aquarium by calling 1-877-229-9990.

### **Disclaimer**

Seafood Watch® strives to have all Seafood Reports reviewed for accuracy and completeness by external scientists with expertise in ecology, fisheries science and aquaculture. Scientific review, however, does not constitute an endorsement of the Seafood Watch® program or its recommendations on the part of the reviewing scientists. Seafood Watch® is solely responsible for the conclusions reached in this report.

Seafood Watch® and Seafood Reports are made possible through a grant from the David and Lucile Packard Foundation.

## Guiding Principles

Seafood Watch™ defines sustainable seafood as originating from sources, whether fished<sup>1</sup> or farmed, that can maintain or increase production in the long-term without jeopardizing the structure or function of affected ecosystems.

The following **guiding principles** illustrate the qualities that capture fisheries must possess to be considered sustainable by the Seafood Watch program:

- *Stocks are healthy and abundant.*
- *Fishing mortality does not threaten populations or impede the ecological role of any marine life.*
- *The fishery minimizes bycatch.*
- *The fishery is managed to sustain long-term productivity of all impacted species.*
- *The fishery is conducted such that impacts on the seafloor are minimized and the ecological and functional roles of seafloor habitats are maintained.*
- *Fishing activities should not seriously reduce ecosystem services provided by any fished species or result in harmful changes such as trophic cascades, phase shifts, or reduction of genetic diversity.*

Based on these guiding principles, Seafood Watch has developed a set of four sustainability **criteria** to evaluate capture fisheries for the purpose of developing a seafood recommendation for consumers and businesses. These criteria are:

1. Impacts on the species/stock for which you want a recommendation
2. Impacts on other species
3. Effectiveness of management
4. Habitat and ecosystem impacts

Each criterion includes:

- Factors to evaluate and rank
- Evaluation guidelines to synthesize these factors and to produce a numerical score
- A resulting numerical score and **rank** for that criterion

Once a score and rank has been assigned to each criterion, an overall seafood recommendation is developed on additional evaluation guidelines. Criteria ranks and the overall recommendation are color-coded to correspond to the categories on the Seafood Watch pocket guide:

---

<sup>1</sup> “Fish” is used throughout this document to refer to finfish, shellfish and other invertebrates.

**Best Choices/Green:** Are well managed and caught or farmed in environmentally friendly ways.

**Good Alternatives/Yellow:** Buy, but be aware there are concerns with how they're caught or farmed.

**Avoid/Red:** Take a pass on these. These items are overfished or caught or farmed in ways that harm other marine life or the environment.